



NCCN Clinical Practice Guidelines in Oncology (NCCN Guidelines®)

Distress Management

Version 2.2016

NCCN.org

Continue



National
Comprehensive
Cancer
Network®

NCCN Guidelines Version 2.2016 Panel Members

Distress Management

[NCCN Guidelines Index](#)
[Distress Management TOC](#)
[Discussion](#)

Jimmie C. Holland, MD/Chair θ £
Memorial Sloan Kettering Cancer Center

* **Paul B. Jacobsen, PhD/Vice-Chair** θ £
Moffitt Cancer Center

Barbara Andersen, PhD θ
The Ohio State University Comprehensive
Cancer Center - James Cancer Hospital
and Solove Research Institute

Sangeeta Awasthi, MD θ £
City of Hope Comprehensive Cancer Center

William S. Breitbart, MD θ ♯
Memorial Sloan Kettering Cancer Center

Benjamin W. Brewer, PsyD θ
University of Colorado Cancer Center

Luke O. Buchmann, MD ¶
Huntsman Cancer Institute
at the University of Utah

Matthew M. Clark, PhD θ £
Mayo Clinic Cancer Center

Cheyenne Corbett, PhD θ
Duke Cancer Institute

Teresa L. Deshields, PhD θ
Siteman Cancer Center at Barnes-
Jewish Hospital and Washington
University School of Medicine

Paul Engstrom, MD †
Fox Chase Cancer Center

Stewart Fleishman, MD £ θ
Consultant

Jayme Flynn, NP # £
Vanderbilt-Ingrim Cancer Center

Donna B. Greenberg, MD θ ♯
Massachusetts General Hospital Cancer Center

Carl B. Greiner, MD θ
Fred & Pamela Buffett Cancer Center

Rev. George F. Handzo, MA, MDiv £
Consultant

Laura Hoofring, MSN, APRN # θ †
The Sidney Kimmel Comprehensive
Cancer Center at Johns Hopkins

Elizabeth Kvale, MD ♯ £
University of Alabama at Birmingham
Comprehensive Cancer Center

William Mitchell, MD †
UC San Diego Moores Cancer Center

Laura J. Morrison, MD £
Yale Cancer Center/Smilow Cancer Hospital

Oxana Palesh, PhD, MPH θ £
Stanford Cancer Institute

Janice P. Pazar, RN, PhD θ £
St. Jude Children's Research
Hospital/University of Tennessee
Health Science Center

Timothy P. Pearman, PhD, MS θ
Robert H. Lurie Comprehensive Cancer
Center of Northwestern University

Michelle B. Riba, MD, MS θ
University of Michigan
Comprehensive Cancer Center

Kristin Roper, RN, PhD #
Dana-Farber/Brigham and Women's
Cancer Center

Rosa Scrivani, LCSW £ †
Roswell Park Cancer Institute

Moreen M. Shannon-Dudley, MSW £
Fred Hutchinson Cancer Research Center/
Seattle Cancer Care Alliance

Alan D. Valentine, MD θ
The University of Texas
MD Anderson Cancer Center

Elizabeth Weinstein, MD £
Case Comprehensive Cancer Center/
University Hospitals Seidman Cancer
Center and Cleveland Clinic Taussig
Cancer Institute

NCCN
Susan Darlow, PhD
Nicole McMillian, MS

θ Psychiatry, psychology, including health behavior
♯ Internal medicine
£ Supportive care including palliative, pain
management, pastoral care, and oncology social work
ξ Bone marrow transplantation
Nursing
† Medical oncology
¶ Surgery/Surgical oncology
¥ Patient advocacy
* Writing committee member

Continue

[NCCN Guidelines Panel Disclosures](#)



National
Comprehensive
Cancer
Network®

NCCN Guidelines Version 2.2016 Table of Contents

Distress Management

[NCCN Guidelines Index](#)
[Distress Management TOC](#)
[Discussion](#)

[NCCN Distress Management Panel Members](#)

[Summary of the Guidelines Updates](#)

Key Terms:

- [Distress \(DIS-1\)](#)
- [Definition of Distress in Cancer \(DIS-2\)](#)
- [Standards of Care for Distress Management \(DIS-3\)](#)
- [Overview of Evaluation and Treatment Process \(DIS-4\)](#)
- [Management of Expected Distress Symptoms \(DIS-5\)](#)
- [NCCN Distress Thermometer and Problem List \(DIS-A\)](#)
- [Psychosocial Distress Patient Characteristics \(DIS-B\)](#)
- [Psychological/Psychiatric Treatment Guidelines \(DIS-6\)](#)
- [Social Work and Counseling Services: Practical Problems \(DIS-24\)](#)
- [Social Work and Counseling Services: Psychosocial Problems \(DIS-25\)](#)
- [Chaplaincy Care \(DIS-26\)](#)
- [Recommendations for Implementation of Standards and Guidelines \(DIS-33\)](#)
- [Recommended Readings for Implementation of Psychosocial Care into the Routine Care of Patients with Cancer \(DIS-34\)](#)
- [Institutional Evaluation of Standards of Care \(DIS-35\)](#)

For End-of-Life Issues, [See the NCCN Guidelines for Palliative Care](#)

For Cancer Pain, [See the NCCN Guidelines for Adult Cancer Pain](#)

Clinical Trials: NCCN believes that the best management for any cancer patient is in a clinical trial. Participation in clinical trials is especially encouraged.

To find clinical trials online at NCCN Member Institutions, [click here: nccn.org/clinical_trials/physician.html](#).

NCCN Categories of Evidence and Consensus: All recommendations are category 2A unless otherwise specified.

See [NCCN Categories of Evidence and Consensus](#).

The NCCN Guidelines® are a statement of evidence and consensus of the authors regarding their views of currently accepted approaches to treatment. Any clinician seeking to apply or consult the NCCN Guidelines is expected to use independent medical judgment in the context of individual clinical circumstances to determine any patient's care or treatment. The National Comprehensive Cancer Network® (NCCN®) makes no representations or warranties of any kind regarding their content, use or application and disclaims any responsibility for their application or use in any way. The NCCN Guidelines are copyrighted by National Comprehensive Cancer Network®. All rights reserved. The NCCN Guidelines and the illustrations herein may not be reproduced in any form without the express written permission of NCCN. ©2016.



NCCN Guidelines Version 2.2016 Updates

Distress Management

Updates in Version 2.2016 of the NCCN Guidelines for Distress Management from Version 1.2016 include:

- The Discussion text has been updated to reflect the changes in the algorithm ([MS-1](#)).

Updates in Version 1.2016 of the NCCN Guidelines for Distress Management from Version 3.2015 include:

Global Changes

- The response assessment language changed from “No response” to “No/partial response” throughout the Psychological/Psychiatric Treatment Guidelines.

DIS-3 Standards of Care For Distress Management

- Third bullet revised: “*Ideally, patients should be screened for distress at every medical visit as a hallmark of patient-centered care. At a minimum, patients should be screened for distress at their initial visit, at appropriate intervals, and as clinically indicated, especially with changes in disease status (ie, remission, recurrence, progression, treatment-related complications).*”
- Eighth bullet revised: “Medical care contracts should include *adequate* reimbursement for services provided by mental health professionals.”

DIS-4 Overview of Evaluation and Treatment Process

- Footnote b is new: “See [Discussion \(MS-8\)](#) for information about other validated screening tools.”

DIS-5 Management of Expected Distress Symptoms

- Interventions: First bullet revised, “Acknowledge/validate distress.”

DIS-7 Neurocognitive Disorders (NCD): Dementia

- Second column: Recommendation revised, “Neurologic/*cognitive* and mental status examination...”

DIS-9 Delirium

- Treatment recommendation revised: “Antipsychotics + *behavioral management* + family support/education environment.”
- New footnote f added: “*Management of withdrawal states may vary depending upon the substance.*”



DIS-10 Depressive Disorders

- “No danger to self or others” pathway:
 - ▶ Evaluation
 - ◇ Under “Evaluation, diagnostic studies...”
 - New arrow sub-bullet added: “*Poor concentration.*”
 - ◇ New bullet added: “*Evaluate alcohol and recreational drug use.*” (Also for Bipolar and Related Disorders on [DIS-12] and Anxiety Disorders on [DIS-16])
 - ▶ Treatment: Recommendation revised for both pathways: “*Psychiatric treatment and follow-up/patient and family education.*” (Also for Bipolar and Related Disorders on [DIS-12])
- “Danger to self or others” pathway:
 - ▶ Evaluation
 - ◇ Recommendations under first bullet, “Assure patient safety,” revised as follows:
 - ~~Consider~~ **Order** psychiatric consultation (Also for DIS-12 and Trauma-and Stressor-Related Disorders: Adjustment Disorders on DIS-18)
 - ~~Consider~~ **Remove** dangerous objects (Also for DIS-12 and DIS-18)
 - New bullet added: “*Evaluate suicide and homicide risk.*” (Also for DIS-12 and DIS-18)

Schizophrenia Spectrum and Other Psychotic Disorders

DIS-14

- After “Signs and symptoms...”; Second column; Second bullet revised: “Obtain history of *medications/substances (such as corticosteroid) use.*”

DIS-15

- Treatment: Second bullet revised, “Consider anti-psychotic medications (urgently administer ~~if necessary~~).”

Trauma and Stressor-Related Disorders

DIS-17

- First column: “*Acute stress disorder*” was added to the list of signs and symptoms.

Recommended Readings for Implementation of Psychosocial Care into the Routine Care of Patients with Cancer

DIS-34

- New reference added: “*Pirl WF, Fann JR, Greer JA, et al. Recommendations for the implementation of distress screening programs in cancer centers: report from the American Psychosocial Oncology Society (APOS), Association of Oncology Social Work (AOSW), and Oncology Nursing Society (ONS) joint task force. Cancer 2014;120:2946-54.*”

“DISTRESS”

The term “distress” was chosen because it:

- Is more acceptable and less stigmatizing than “psychiatric,” “psychosocial,” or “emotional”
- Sounds “normal” and less embarrassing
- Can be defined and measured by self-report

[Definition of Distress in Cancer \(DIS-2\)](#)

Note: All recommendations are category 2A unless otherwise indicated.

Clinical Trials: NCCN believes that the best management of any cancer patient is in a clinical trial. Participation in clinical trials is especially encouraged.

DEFINITION OF DISTRESS IN CANCER

Distress is a multifactorial unpleasant emotional experience of a psychological (ie, cognitive, behavioral, emotional), social, and/or spiritual nature that may interfere with the ability to cope effectively with cancer, its physical symptoms, and its treatment. Distress extends along a continuum, ranging from common normal feelings of vulnerability, sadness, and fears to problems that can become disabling, such as depression, anxiety, panic, social isolation, and existential and spiritual crisis.

[Standards of Care for Distress Management \(DIS-3\)](#)

Note: All recommendations are category 2A unless otherwise indicated.

Clinical Trials: NCCN believes that the best management of any cancer patient is in a clinical trial. Participation in clinical trials is especially encouraged.



STANDARDS OF CARE FOR DISTRESS MANAGEMENT

- **Distress should be recognized, monitored, documented, and treated promptly at all stages of disease and in all settings.**
- **Screening should identify the level and nature of the distress.**
- **Ideally, patients should be screened for distress at every medical visit as a hallmark of patient-centered care. At a minimum, patients should be screened for distress at their initial visit, at appropriate intervals, and as clinically indicated, especially with changes in disease status (ie, remission, recurrence, progression, treatment-related complications).**
- **Distress should be assessed and managed according to clinical practice guidelines.**
- **Interdisciplinary institutional committees should be formed to implement standards for distress management.**
- **Educational and training programs should be developed to ensure that health care professionals and certified chaplains have knowledge and skills in the assessment and management of distress.**
- **Licensed mental health professionals and certified chaplains experienced in psychosocial aspects of cancer should be readily available as staff members or by referral.**
- **Medical care contracts should include adequate reimbursement for services provided by mental health professionals.**
- **Clinical health outcomes measurement should include assessment of the psychosocial domain (eg, quality of life and patient and family satisfaction).**
- **Patients, families, and treatment teams should be informed that distress management is an integral part of total medical care and is provided with appropriate information about psychosocial services in the treatment center and the community.**
- **Quality of distress management programs/services should be included in institutional continuous quality improvement (CQI) projects.**

Note: All recommendations are category 2A unless otherwise indicated.

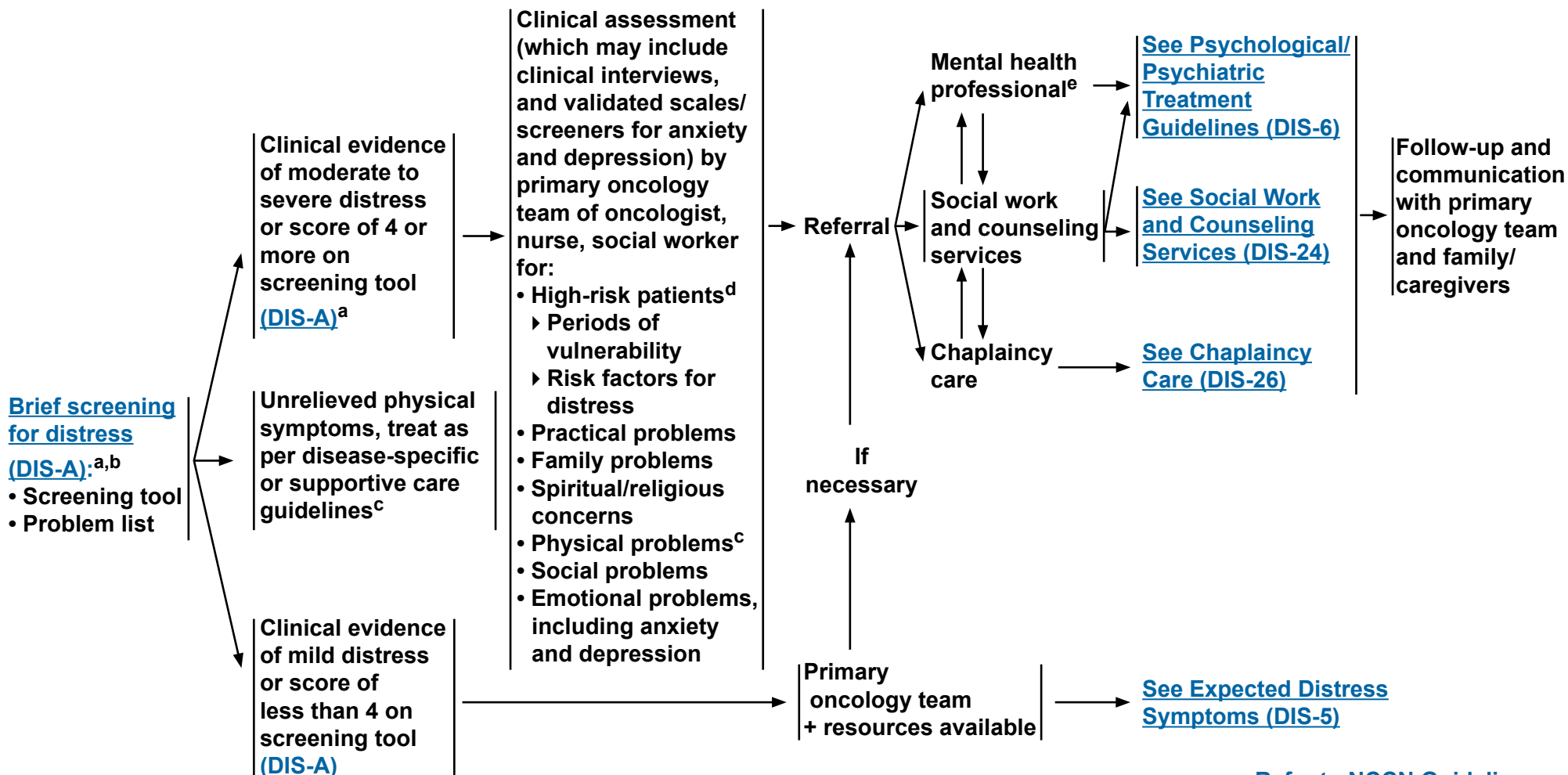
Clinical Trials: NCCN believes that the best management of any cancer patient is in a clinical trial. Participation in clinical trials is especially encouraged.



NCCN Guidelines Version 2.2016

Distress Management

OVERVIEW OF EVALUATION AND TREATMENT PROCESS



^aThe Problem List of the NCCN Distress Thermometer Screening Tool may be modified to fit the needs of the local population.

^bSee [Discussion \(MS-8\)](#) for information about other validated screening tools.

^cConsider referral for palliative care management ([See NCCN Guidelines for Palliative Care](#)).

^d[See Psychosocial Distress Patient Characteristics \(DIS-B\)](#).

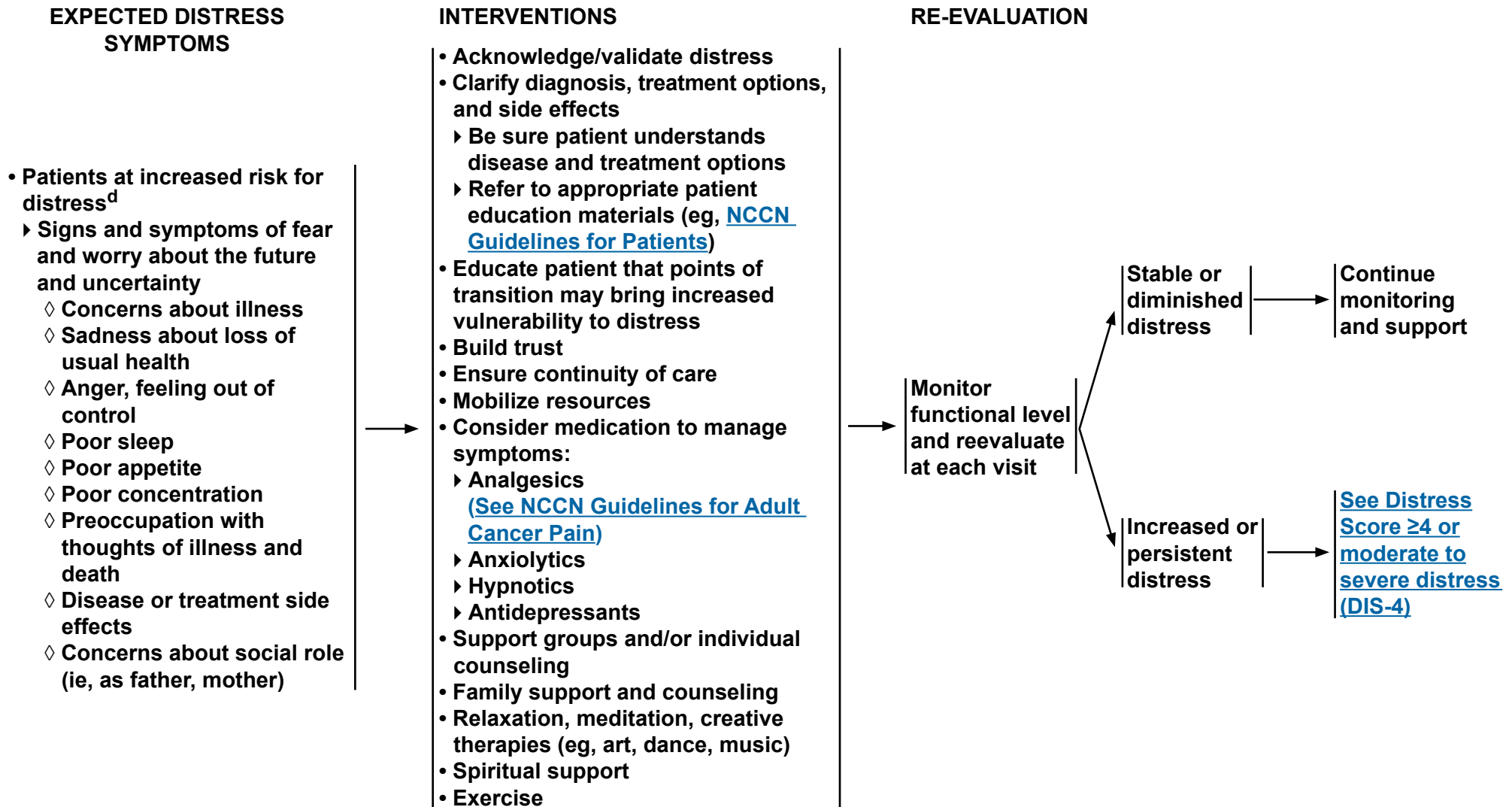
^ePsychiatrist, psychologist, advanced practice clinicians, and/or social worker.

[Refer to NCCN Guidelines Table of Contents for Supportive Care Guidelines.](#)

Note: All recommendations are category 2A unless otherwise indicated.

Clinical Trials: NCCN believes that the best management of any cancer patient is in a clinical trial. Participation in clinical trials is especially encouraged.

MANAGEMENT OF EXPECTED DISTRESS SYMPTOMS



^dSee [Psychosocial Distress Patient Characteristics \(DIS-B\)](#).

Note: All recommendations are category 2A unless otherwise indicated.
Clinical Trials: NCCN believes that the best management of any cancer patient is in a clinical trial. Participation in clinical trials is especially encouraged.



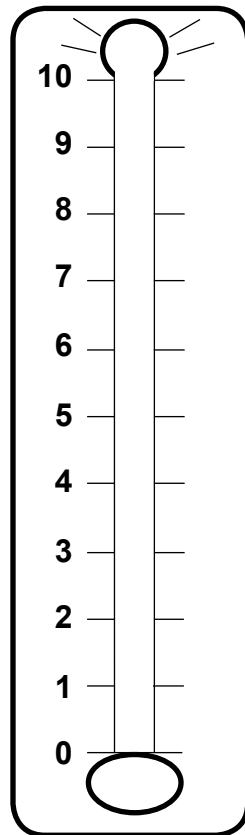
NCCN Guidelines Version 2.2016

Distress Management

NCCN DISTRESS THERMOMETER

Instructions: Please circle the number (0–10) that best describes how much distress you have been experiencing in the past week including today.

Extreme distress



No distress

PROBLEM LIST

Please indicate if any of the following has been a problem for you in the past week including today.

Be sure to check YES or NO for each.

- | YES | | NO | | <u>Practical Problems</u> | YES | | NO | | <u>Physical Problems</u> |
|--|--------------------------|--------------------------|--------------------------|--------------------------------------|--------------------------|--------------------------|--------------------------|--------------------------|--------------------------|
| <input type="checkbox"/> | <input type="checkbox"/> | <input type="checkbox"/> | <input type="checkbox"/> | Child care | <input type="checkbox"/> | <input type="checkbox"/> | <input type="checkbox"/> | <input type="checkbox"/> | Appearance |
| <input type="checkbox"/> | <input type="checkbox"/> | <input type="checkbox"/> | <input type="checkbox"/> | Housing | <input type="checkbox"/> | <input type="checkbox"/> | <input type="checkbox"/> | <input type="checkbox"/> | Bathing/dressing |
| <input type="checkbox"/> | <input type="checkbox"/> | <input type="checkbox"/> | <input type="checkbox"/> | Insurance/financial | <input type="checkbox"/> | <input type="checkbox"/> | <input type="checkbox"/> | <input type="checkbox"/> | Breathing |
| <input type="checkbox"/> | <input type="checkbox"/> | <input type="checkbox"/> | <input type="checkbox"/> | Transportation | <input type="checkbox"/> | <input type="checkbox"/> | <input type="checkbox"/> | <input type="checkbox"/> | Changes in urination |
| <input type="checkbox"/> | <input type="checkbox"/> | <input type="checkbox"/> | <input type="checkbox"/> | Work/school | <input type="checkbox"/> | <input type="checkbox"/> | <input type="checkbox"/> | <input type="checkbox"/> | Constipation |
| <input type="checkbox"/> | <input type="checkbox"/> | <input type="checkbox"/> | <input type="checkbox"/> | Treatment decisions | <input type="checkbox"/> | <input type="checkbox"/> | <input type="checkbox"/> | <input type="checkbox"/> | Diarrhea |
| <u>Family Problems</u> | | | | | <input type="checkbox"/> | <input type="checkbox"/> | <input type="checkbox"/> | <input type="checkbox"/> | Eating |
| <input type="checkbox"/> | <input type="checkbox"/> | <input type="checkbox"/> | <input type="checkbox"/> | Dealing with children | <input type="checkbox"/> | <input type="checkbox"/> | <input type="checkbox"/> | <input type="checkbox"/> | Fatigue |
| <input type="checkbox"/> | <input type="checkbox"/> | <input type="checkbox"/> | <input type="checkbox"/> | Dealing with partner | <input type="checkbox"/> | <input type="checkbox"/> | <input type="checkbox"/> | <input type="checkbox"/> | Feeling swollen |
| <input type="checkbox"/> | <input type="checkbox"/> | <input type="checkbox"/> | <input type="checkbox"/> | Ability to have children | <input type="checkbox"/> | <input type="checkbox"/> | <input type="checkbox"/> | <input type="checkbox"/> | Fevers |
| <input type="checkbox"/> | <input type="checkbox"/> | <input type="checkbox"/> | <input type="checkbox"/> | Family health issues | <input type="checkbox"/> | <input type="checkbox"/> | <input type="checkbox"/> | <input type="checkbox"/> | Getting around |
| <u>Emotional Problems</u> | | | | | <input type="checkbox"/> | <input type="checkbox"/> | <input type="checkbox"/> | <input type="checkbox"/> | Indigestion |
| <input type="checkbox"/> | <input type="checkbox"/> | <input type="checkbox"/> | <input type="checkbox"/> | Depression | <input type="checkbox"/> | <input type="checkbox"/> | <input type="checkbox"/> | <input type="checkbox"/> | Memory/concentration |
| <input type="checkbox"/> | <input type="checkbox"/> | <input type="checkbox"/> | <input type="checkbox"/> | Fears | <input type="checkbox"/> | <input type="checkbox"/> | <input type="checkbox"/> | <input type="checkbox"/> | Mouth sores |
| <input type="checkbox"/> | <input type="checkbox"/> | <input type="checkbox"/> | <input type="checkbox"/> | Nervousness | <input type="checkbox"/> | <input type="checkbox"/> | <input type="checkbox"/> | <input type="checkbox"/> | Nausea |
| <input type="checkbox"/> | <input type="checkbox"/> | <input type="checkbox"/> | <input type="checkbox"/> | Sadness | <input type="checkbox"/> | <input type="checkbox"/> | <input type="checkbox"/> | <input type="checkbox"/> | Nose dry/congested |
| <input type="checkbox"/> | <input type="checkbox"/> | <input type="checkbox"/> | <input type="checkbox"/> | Worry | <input type="checkbox"/> | <input type="checkbox"/> | <input type="checkbox"/> | <input type="checkbox"/> | Pain |
| <input type="checkbox"/> | <input type="checkbox"/> | <input type="checkbox"/> | <input type="checkbox"/> | Loss of interest in usual activities | <input type="checkbox"/> | <input type="checkbox"/> | <input type="checkbox"/> | <input type="checkbox"/> | Sexual |
| <input type="checkbox"/> | <input type="checkbox"/> | <input type="checkbox"/> | <input type="checkbox"/> | | <input type="checkbox"/> | <input type="checkbox"/> | <input type="checkbox"/> | <input type="checkbox"/> | Skin dry/itchy |
| <input type="checkbox"/> | <input type="checkbox"/> | <input type="checkbox"/> | <input type="checkbox"/> | | <input type="checkbox"/> | <input type="checkbox"/> | <input type="checkbox"/> | <input type="checkbox"/> | Sleep |
| <input type="checkbox"/> | <input type="checkbox"/> | <input type="checkbox"/> | <input type="checkbox"/> | | <input type="checkbox"/> | <input type="checkbox"/> | <input type="checkbox"/> | <input type="checkbox"/> | Substance abuse |
| <input type="checkbox"/> | <input type="checkbox"/> | <input type="checkbox"/> | <input type="checkbox"/> | | <input type="checkbox"/> | <input type="checkbox"/> | <input type="checkbox"/> | <input type="checkbox"/> | Tingling in hands/feet |
| <u>Spiritual/religious concerns</u> | | | | | | | | | |

Other Problems: _____



PSYCHOSOCIAL DISTRESS PATIENT CHARACTERISTICS¹

<u>PATIENTS AT INCREASED RISK FOR DISTRESS²</u>	<u>PERIODS OF INCREASED VULNERABILITY</u>
<ul style="list-style-type: none"> • History of psychiatric disorder/substance abuse • History of depression/suicide attempt • Cognitive impairment • Communication barriers³ • Severe comorbid illnesses • Social issues <ul style="list-style-type: none"> ▶ Family/caregiver conflicts ▶ Inadequate social support ▶ Living alone ▶ Financial problems ▶ Limited access to medical care ▶ Young or dependent children ▶ Younger age ▶ Female ▶ History of abuse (physical, sexual) ▶ Other stressors • Spiritual/religious concerns • Uncontrolled symptoms 	<ul style="list-style-type: none"> • Finding a suspicious symptom • During diagnostic workup • Finding out the diagnosis • Awaiting treatment • Change in treatment modality • Significant treatment-related complication(s) • End of treatment • Discharge from hospital following treatment • Transition to survivorship • Medical follow-up and surveillance • Treatment failure • Recurrence/progression • Advanced cancer • End of life

¹For site-specific symptoms with major psychosocial consequences, see Holland, JC, Greenberg, DB, Hughes, MD, et al. Quick Reference for Oncology Clinicians: The Psychiatric and Psychological Dimensions of Cancer Symptom Management. (Based on the NCCN Guidelines for Distress Management). IPOS Press, 2006. Available at www.apos-society.org.

²From the [NCCN Guidelines for Palliative Care](#).

³Communication barriers include language, literacy, and physical barriers.

Note: All recommendations are category 2A unless otherwise indicated.
Clinical Trials: NCCN believes that the best management of any cancer patient is in a clinical trial. Participation in clinical trials is especially encouraged.



NCCN Guidelines Version 2.2016

Distress Management

PSYCHOLOGICAL/PSYCHIATRIC TREATMENT GUIDELINES

Referral by
oncology team
to mental
health team^e

Evaluation for:

- Distress
- Behavior symptoms
- Psychiatric history/medications
- Pain and symptom control
[\(NCCN Guidelines for Adult Cancer Pain\)](#)
- Body image/sexuality
- Impaired capacity
- Safety
- Psychological/psychiatric disorder
- Medical causes
(refer to primary oncology team)

[Neurocognitive Disorders: Dementia \(DIS-7\)](#)

[Neurocognitive Disorders: Delirium \(DIS-9\)](#)

[Depressive Disorders \(DIS-10\)](#)

[Bipolar and Related Disorders \(DIS-12\)](#)

[Schizophrenia Spectrum and Other
Psychotic Disorders \(DIS-14\)](#)

[Anxiety Disorders \(DIS-16\)](#)

[Trauma and Stressor-Related Disorders
\(DIS-17\)](#)

[Trauma and Stressor-Related Disorders:
Adjustment Disorders \(DIS-18\)](#)

[Obsessive Compulsive Disorder \(DIS-20\)](#)

[Substance-Related and Addictive Disorders
\(DIS-21\)](#)

[Personality Disorders \(DIS-23\)](#)

Follow-up and
communication
with primary
oncology team
and family/
caregivers

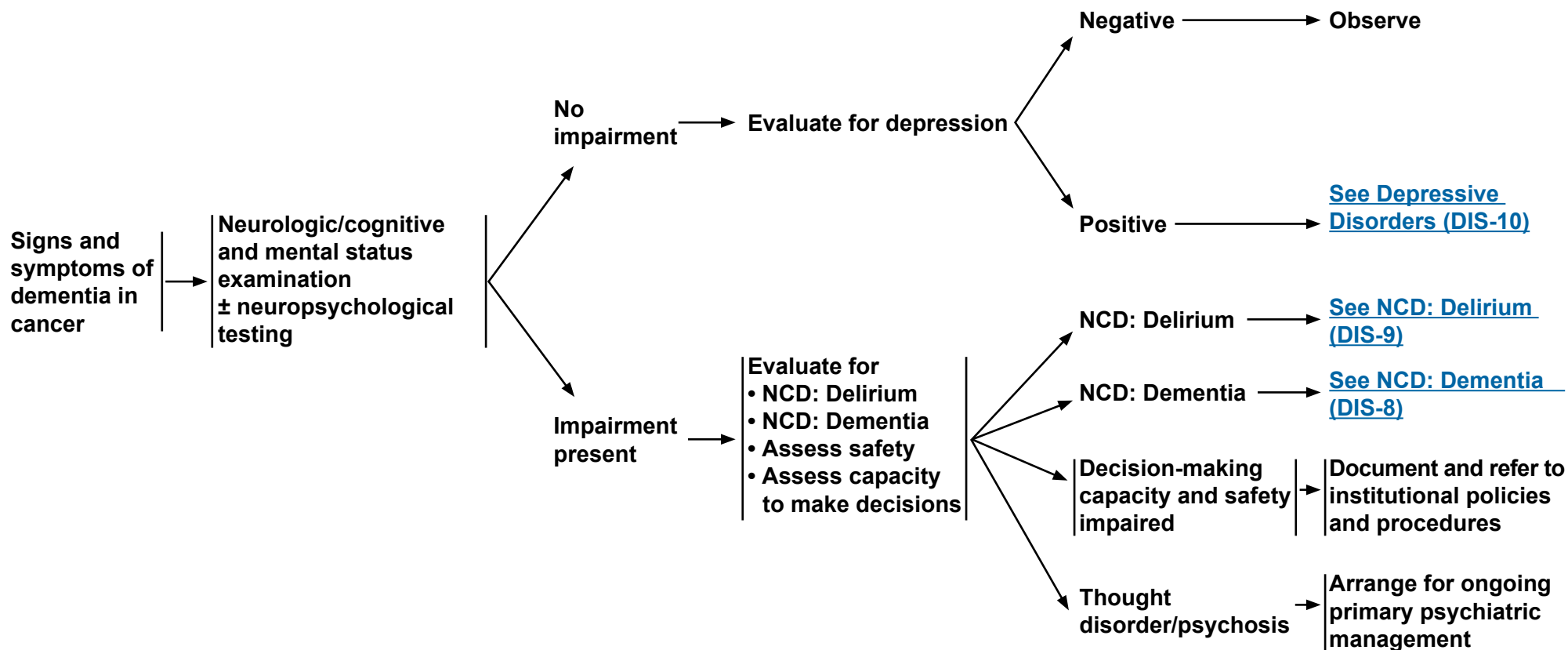
^ePsychiatrist, psychologist, advanced practice clinicians, and/or social worker.

Note: All recommendations are category 2A unless otherwise indicated.
Clinical Trials: NCCN believes that the best management of any cancer patient is in a clinical trial. Participation in clinical trials is especially encouraged.



NEUROCOGNITIVE DISORDERS (NCD): DEMENTIA

EVALUATION



[Return to Psychological/Psychiatric Treatment Guidelines \(DIS-6\)](#)

Note: All recommendations are category 2A unless otherwise indicated.
Clinical Trials: NCCN believes that the best management of any cancer patient is in a clinical trial. Participation in clinical trials is especially encouraged.

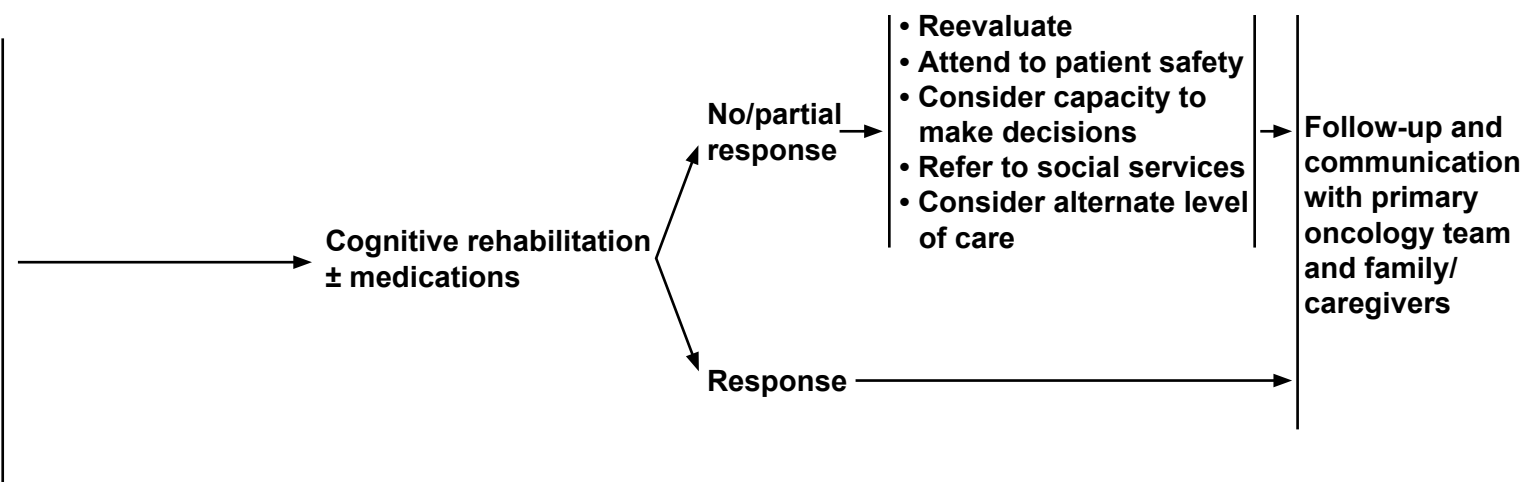


NEUROCOGNITIVE DISORDERS (NCD): DEMENTIA

TREATMENT

FOLLOW-UP

- Evaluation, diagnostic studies, and modification of factors related to:
 - ▶ Cancer
 - ▶ Treatment
 - ▶ Medications
 - ▶ Medical causes
 - ▶ Withdrawal states
 - ▶ Pain, fatigue, sleep problems, and other symptoms
- Assess safety
- Assess family/caregiver resources



[Return to Psychological/Psychiatric Treatment Guidelines \(DIS-6\)](#)

Note: All recommendations are category 2A unless otherwise indicated.
Clinical Trials: NCCN believes that the best management of any cancer patient is in a clinical trial. Participation in clinical trials is especially encouraged.



NCCN Guidelines Version 2.2016

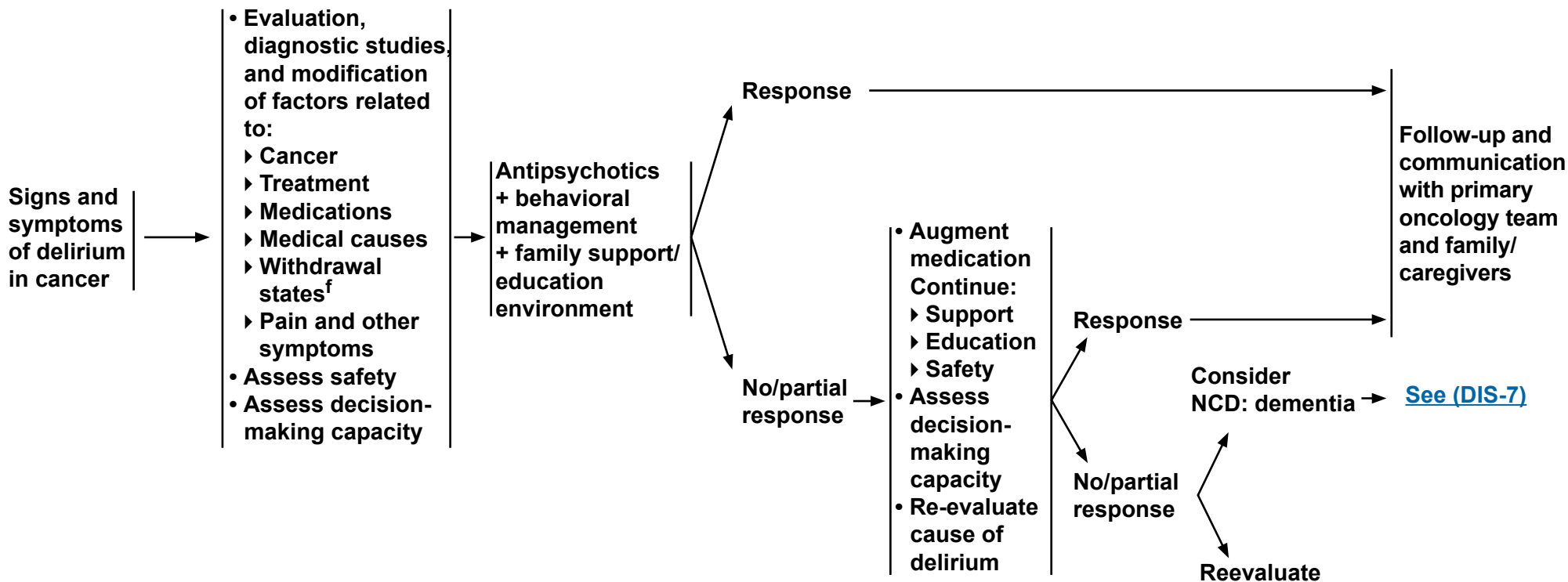
Distress Management

NCD: DELIRIUM

EVALUATION

TREATMENT

FOLLOW-UP



^fManagement of withdrawal states may vary depending upon the substance.

[Return to Psychological/Psychiatric Treatment Guidelines \(DIS-6\)](#)

Note: All recommendations are category 2A unless otherwise indicated.
Clinical Trials: NCCN believes that the best management of any cancer patient is in a clinical trial. Participation in clinical trials is especially encouraged.



NCCN Guidelines Version 2.2016

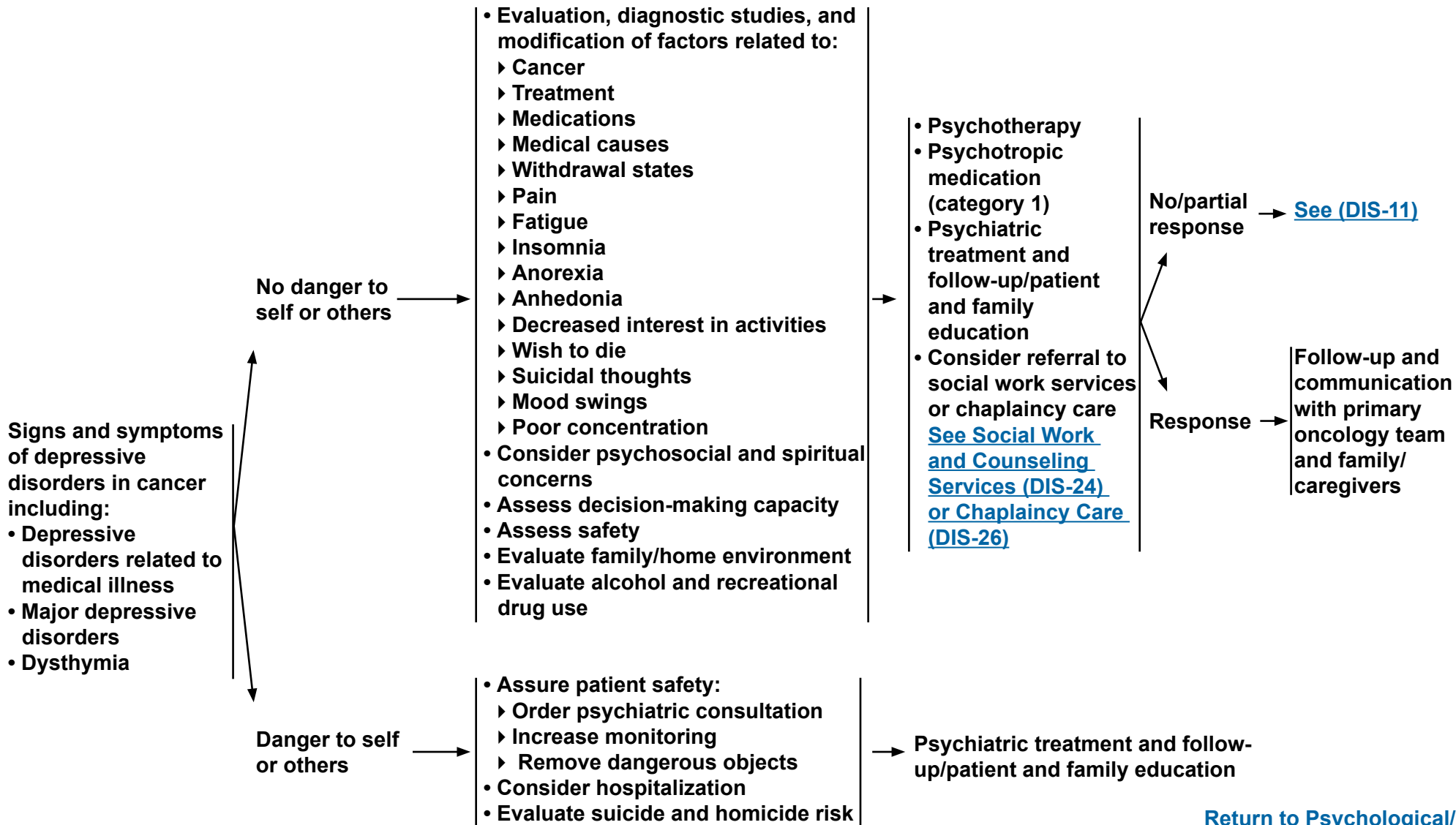
Distress Management

DEPRESSIVE DISORDERS

EVALUATION

TREATMENT

FOLLOW-UP



[Return to Psychological/Psychiatric Treatment Guidelines \(DIS-6\)](#)

Note: All recommendations are category 2A unless otherwise indicated.
Clinical Trials: NCCN believes that the best management of any cancer patient is in a clinical trial. Participation in clinical trials is especially encouraged.



NCCN Guidelines Version 2.2016

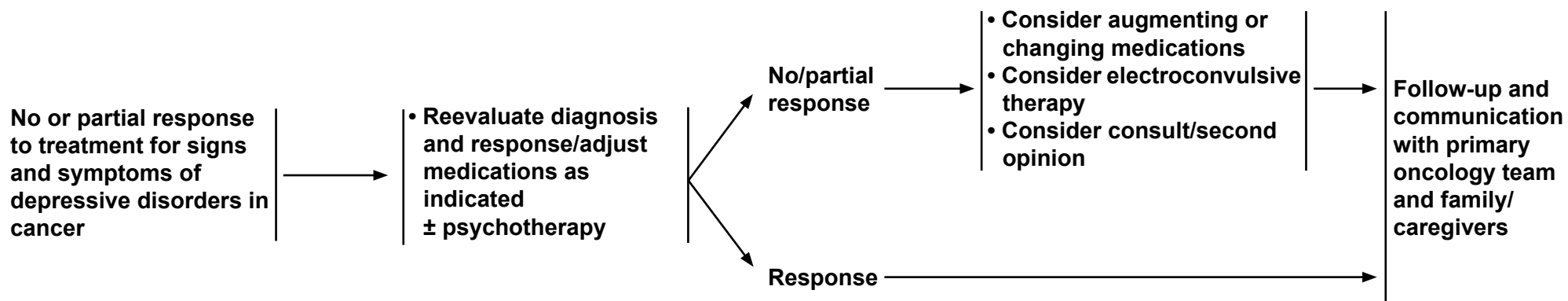
Distress Management

DEPRESSIVE DISORDERS (continued)

EVALUATION

TREATMENT

FOLLOW-UP



[Return to Psychological/Psychiatric Treatment Guidelines \(DIS-6\)](#)

Note: All recommendations are category 2A unless otherwise indicated.
Clinical Trials: NCCN believes that the best management of any cancer patient is in a clinical trial. Participation in clinical trials is especially encouraged.



NCCN Guidelines Version 2.2016

Distress Management

BIPOLAR AND RELATED DISORDERS

Signs and symptoms of bipolar and related disorders, including:

- Bipolar and related disorders due to medical illness
- Bipolar I and bipolar II
- Cyclothymic disorder

No danger to self or others

Danger to self or others

EVALUATION

- Evaluation, diagnostic studies, and modification of factors related to:
 - Cancer
 - Treatment
 - Medications
 - Medical causes
 - Withdrawal states
 - Pain
 - Fatigue
 - Insomnia
 - Anorexia
 - Anhedonia
 - Decreased interest in activities
 - Wish to die
 - Suicidal thoughts
 - Mood swings
- Consider psychosocial and spiritual concerns
- Assess decision-making capacity
- Assess safety
- Evaluate family/home environment
- Evaluate alcohol and recreational drug use

- Assure patient safety:
 - Order psychiatric consultation
 - Increase monitoring
 - Remove dangerous objects
- Consider hospitalization
- Evaluate suicide and homicide risk

TREATMENT

- Psychotherapy
- Psychotropic medication (category 1)
- Psychiatric treatment and follow-up/patient and family education
- Consider referral to social work services or chaplaincy care [See Social Work and Counseling Services \(DIS-24\) or Chaplaincy Care \(DIS-26\)](#)

Psychiatric treatment and follow-up/patient and family education

No/partial response

Response

FOLLOW-UP

[See Bipolar and Related Disorders \(DIS-13\)](#)

Follow-up and communication with primary oncology team and family/caregivers

[Return to Psychological/Psychiatric Treatment Guidelines \(DIS-6\)](#)

Note: All recommendations are category 2A unless otherwise indicated.

Clinical Trials: NCCN believes that the best management of any cancer patient is in a clinical trial. Participation in clinical trials is especially encouraged.



NCCN Guidelines Version 2.2016

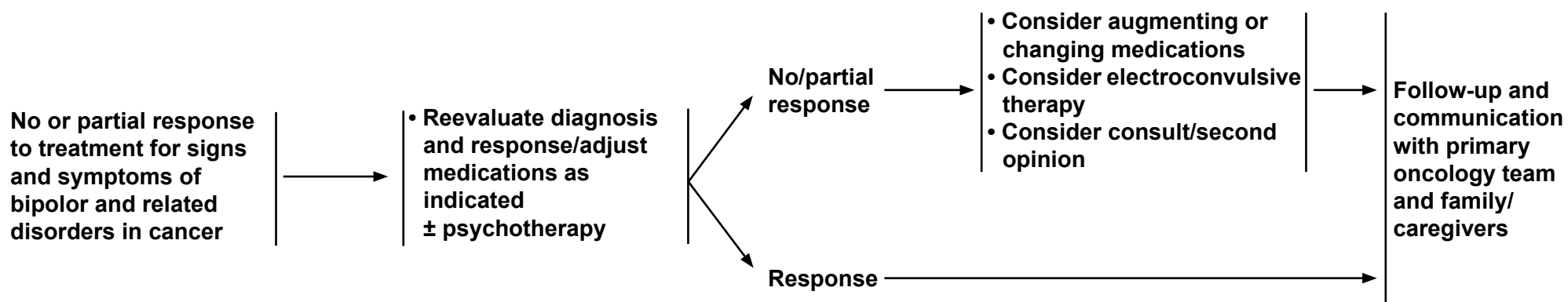
Distress Management

BIPOLAR AND RELATED DISORDERS (continued)

EVALUATION

TREATMENT

FOLLOW-UP



[Return to Psychological/Psychiatric Treatment Guidelines \(DIS-6\)](#)

Note: All recommendations are category 2A unless otherwise indicated.
Clinical Trials: NCCN believes that the best management of any cancer patient is in a clinical trial. Participation in clinical trials is especially encouraged.

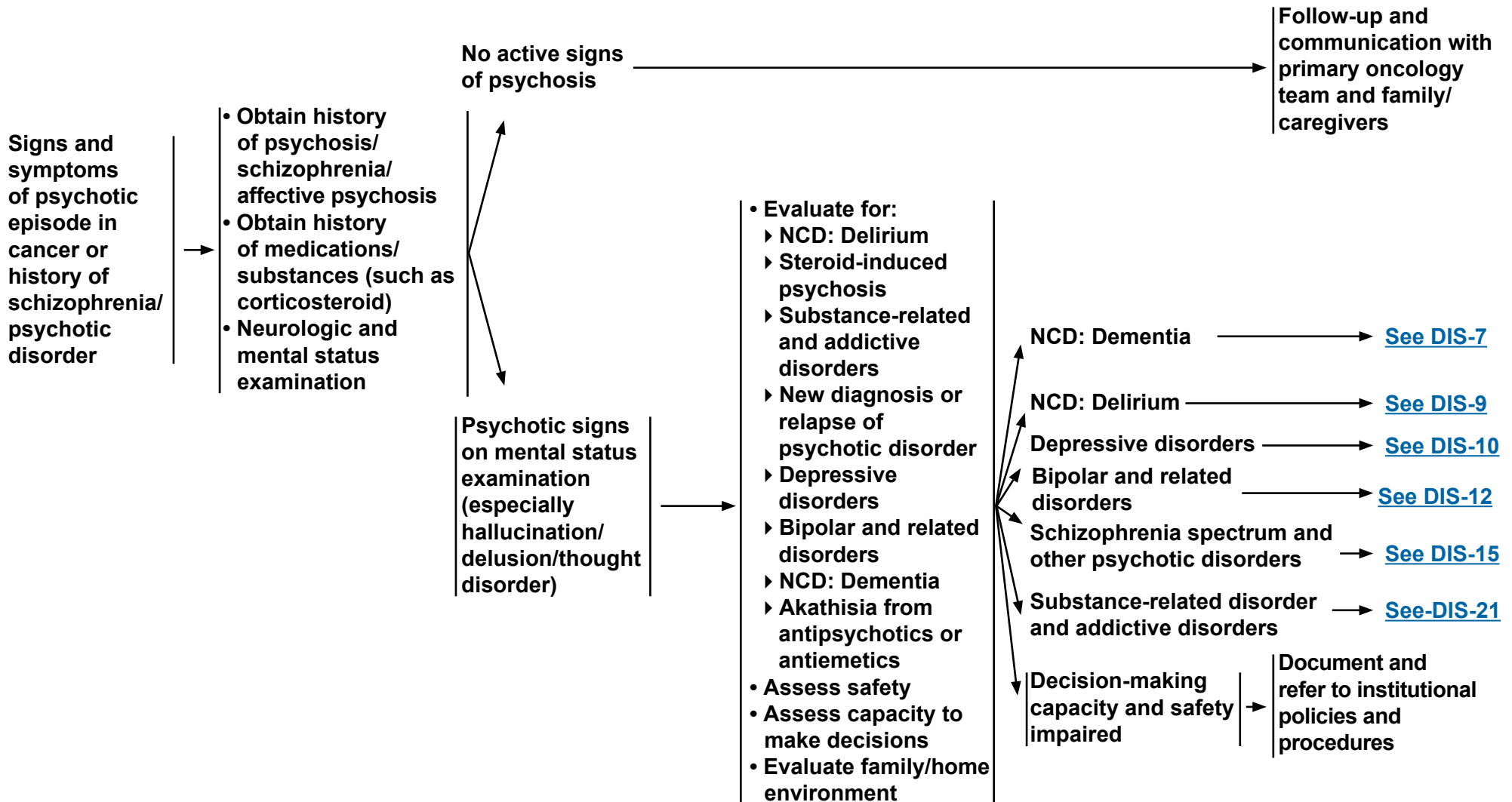


NCCN Guidelines Version 2.2016

Distress Management

SCHIZOPHRENIA SPECTRUM AND OTHER PSYCHOTIC DISORDERS

EVALUATION



[Return to Psychological/Psychiatric Treatment Guidelines \(DIS-6\)](#)

Note: All recommendations are category 2A unless otherwise indicated.
Clinical Trials: NCCN believes that the best management of any cancer patient is in a clinical trial. Participation in clinical trials is especially encouraged.



NCCN Guidelines Version 2.2016

Distress Management

SCHIZOPHRENIA SPECTRUM AND OTHER PSYCHOTIC DISORDERS (continued)

TREATMENT

FOLLOW-UP

- Evaluation, diagnostic studies, and modification of factors related to:
 - ▶ Cancer
 - ▶ Treatment
 - ▶ Medications (particularly steroids)
 - ▶ NCD: Delirium
 - ▶ NCD: Dementia
 - ▶ Withdrawal states or substance abuse
 - ▶ New diagnosis of psychotic disorder
 - ▶ Relapse of psychotic disorder (eg, not taking maintenance anti-psychotic medications)
 - ◊ Evaluate barriers to medication adherence
- Assess safety
- Assess capacity to make decisions
- Assess family/caregiver resources including inpatient psychiatry hospitalization and community mental health team

- Secure safety
- Consider anti-psychotic medications (urgently administer)
- Consider medications for mood
- Consider transfer to psychiatric unit/hospital
- Consider role of electroconvulsive therapy in psychotic depression/mania, catatonia

No/partial response

Response

- Reevaluate
- Attend to patient safety
- Consider capacity to make decisions
- Maintain communication with team for chronic psychotic disorder/psychiatric service
- Consider alternate level of care

Follow-up and communication with primary oncology team and family/caregivers

[Return to Psychological/Psychiatric Treatment Guidelines \(DIS-6\)](#)

Note: All recommendations are category 2A unless otherwise indicated.

Clinical Trials: NCCN believes that the best management of any cancer patient is in a clinical trial. Participation in clinical trials is especially encouraged.



NCCN Guidelines Version 2.2016

Distress Management

ANXIETY DISORDERS

Signs and symptoms of anxiety disorder in cancer:

- Anxiety due to general medical condition
- Generalized anxiety disorder
- Panic disorder
- Phobic disorder
- Conditioned nausea/vomiting
([See NCCN Guidelines for Antiemesis](#))

EVALUATION

- Evaluation, diagnostic studies, and modification of factors related to:
 - Cancer
 - Treatment
 - Nausea/vomiting
 - Medications
 - Medical causes
 - Withdrawal states
 - Pain
 - Poor concentration
 - Insomnia
 - Anxiety or panic attacks
 - Hypervigilance
 - Fears
 - Irritability
- Assess safety
- Assess decision-making capacity
- Evaluate family and home environment
- Evaluate alcohol and recreational drug use

TREATMENT

Psychotherapy
± anxiolytic
± antidepressant
(category 1)

No/partial response

Reevaluate medication (consider antipsychotics), psychotherapy, support, education

No/partial response

Response

Response

FOLLOW-UP

Evaluate for depression and other psychiatric comorbidity

Follow-up and communication with primary oncology team and family/caregivers

[Return to Psychological/Psychiatric Treatment Guidelines \(DIS-6\)](#)

Note: All recommendations are category 2A unless otherwise indicated.
Clinical Trials: NCCN believes that the best management of any cancer patient is in a clinical trial. Participation in clinical trials is especially encouraged.



NCCN Guidelines Version 2.2016

Distress Management

TRAUMA AND STRESSOR-RELATED DISORDERS

Signs and symptoms of trauma and stressor-related disorders in cancer:

- Post-traumatic stress disorder
- Adjustment disorder
- Acute stress disorder

EVALUATION

- Evaluation, diagnostic studies, and modification of factors related to:
 - Cancer
 - Treatment
 - Medications
 - Medical causes
 - Pain
 - Poor concentration
 - Insomnia
 - Anxiety or panic attacks
 - Hypervigilance
 - Fears
 - Irritability
- Assess safety
- Assess decision-making capacity
- Evaluate family and home environment

TREATMENT

Psychotherapy
± anxiolytic
± antidepressant
(category 1)

No/partial response

Reevaluate medication (consider antipsychotics), psychotherapy, support, education

No/partial response

Response

Response

FOLLOW-UP

Evaluate for depression and other psychiatric comorbidity

Follow-up and communication with primary oncology team and family/caregivers

[Return to Psychological/Psychiatric Treatment Guidelines \(DIS-6\)](#)

Note: All recommendations are category 2A unless otherwise indicated.
Clinical Trials: NCCN believes that the best management of any cancer patient is in a clinical trial. Participation in clinical trials is especially encouraged.



NCCN Guidelines Version 2.2016

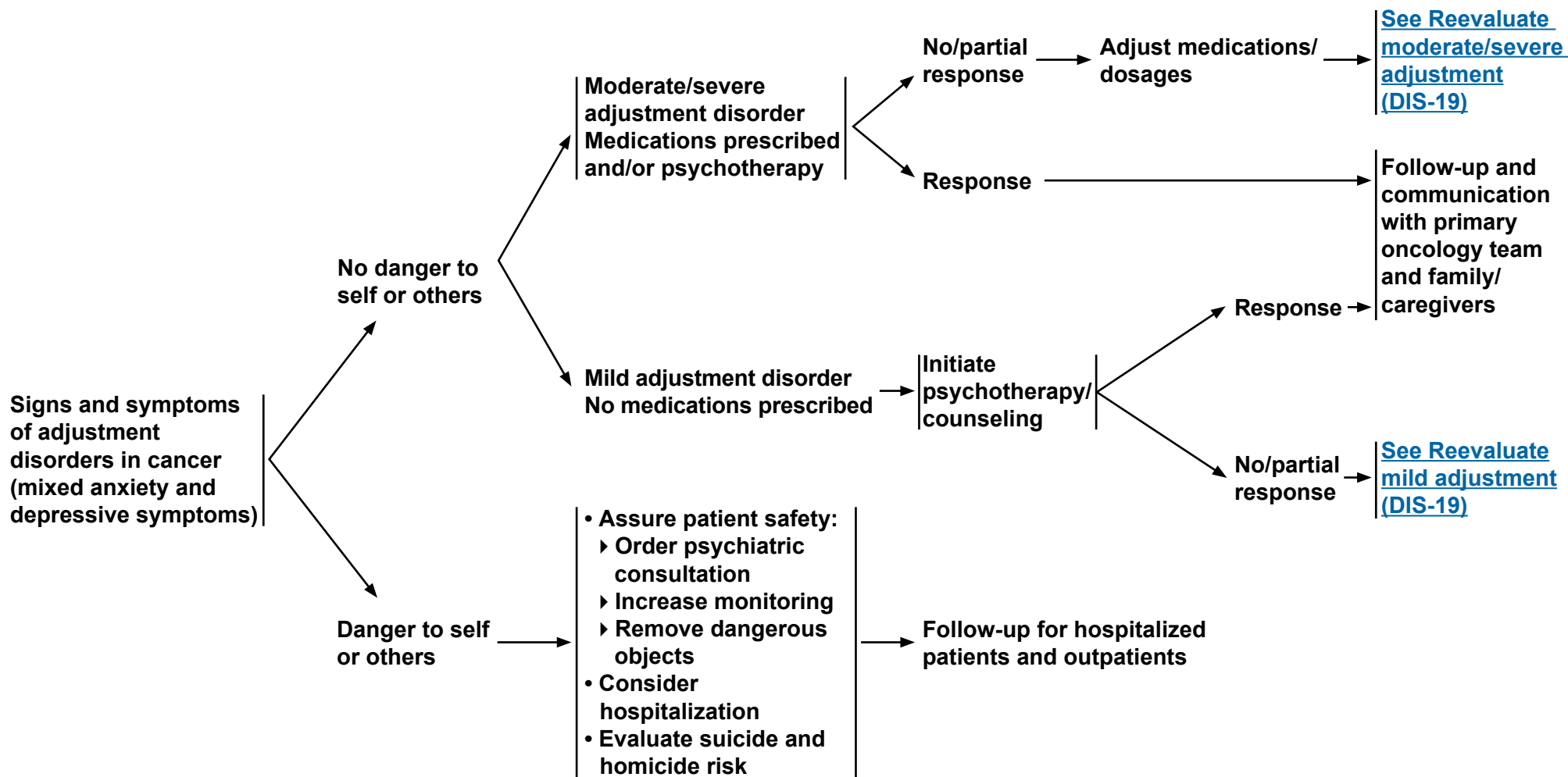
Distress Management

TRAUMA AND STRESSOR-RELATED DISORDERS: ADJUSTMENT DISORDERS

EVALUATION

TREATMENT

FOLLOW-UP



[Return to Psychological/Psychiatric Treatment Guidelines \(DIS-6\)](#)

Note: All recommendations are category 2A unless otherwise indicated.

Clinical Trials: NCCN believes that the best management of any cancer patient is in a clinical trial. Participation in clinical trials is especially encouraged.

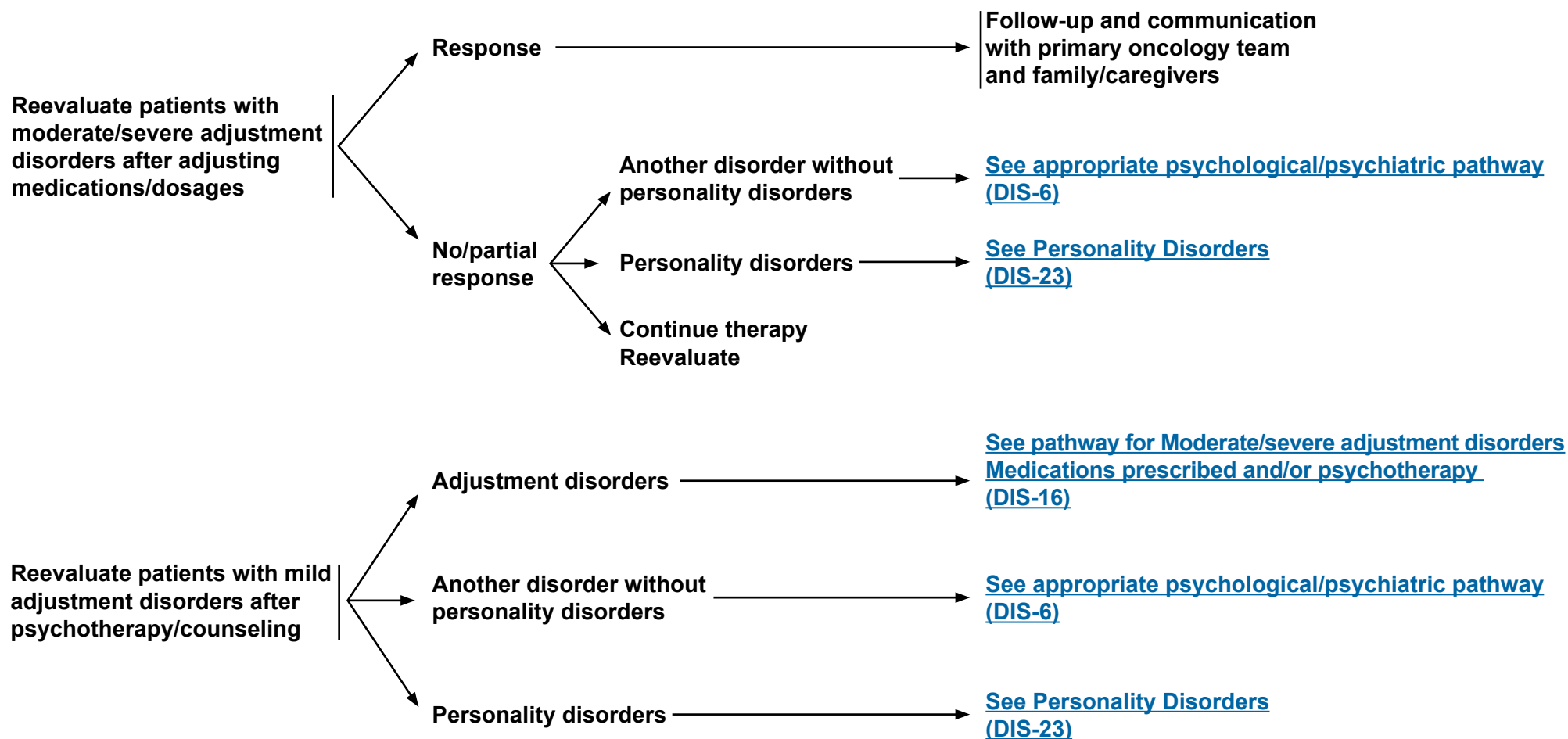


NCCN Guidelines Version 2.2016

Distress Management

TRAUMA AND STRESSOR-RELATED DISORDERS: ADJUSTMENT DISORDERS (continued)

FOLLOW-UP



[Return to Psychological/Psychiatric Treatment Guidelines \(DIS-6\)](#)

Note: All recommendations are category 2A unless otherwise indicated.
Clinical Trials: NCCN believes that the best management of any cancer patient is in a clinical trial. Participation in clinical trials is especially encouraged.



NCCN Guidelines Version 2.2016

Distress Management

OBSESSIVE COMPULSIVE AND RELATED DISORDERS

EVALUATION

TREATMENT

FOLLOW-UP

Signs and symptoms of obsessive compulsive and related disorders in cancer:
• Obsessive-compulsive disorders

- Evaluation, diagnostic studies, and modification of factors related to:
 - Cancer
 - Treatment
 - Medications
 - Medical causes
 - Withdrawal states
 - Poor concentration
 - Insomnia
 - Anxiety or panic attacks
 - Hypervigilance
 - Fears
 - Irritability
- Assess safety
- Assess decision-making capacity
- Evaluate family and home environment

Psychotherapy
± anxiolytic
± antidepressant
(category 1)

Reevaluate medication
(consider antipsychotics),
psychotherapy,
support, education

No/partial response

Response

No/partial response

Response

Evaluate for depression and other psychiatric comorbidity

Follow-up and communication with primary oncology team and family/caregivers

[Return to Psychological/Psychiatric Treatment Guidelines \(DIS-6\)](#)

Note: All recommendations are category 2A unless otherwise indicated.
Clinical Trials: NCCN believes that the best management of any cancer patient is in a clinical trial. Participation in clinical trials is especially encouraged.



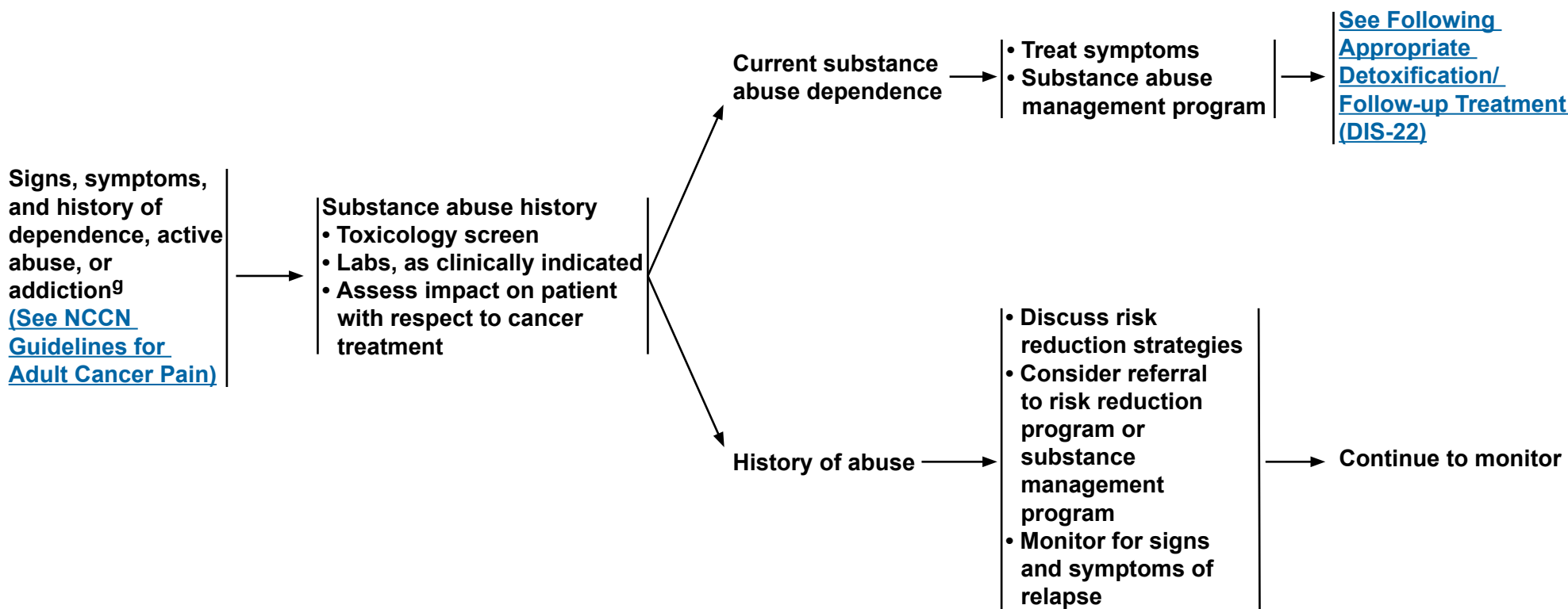
NCCN Guidelines Version 2.2016

Distress Management

SUBSTANCE-RELATED AND ADDICTIVE DISORDERS

EVALUATION

TREATMENT



⁹Opioids, alcohol, tobacco, or other.

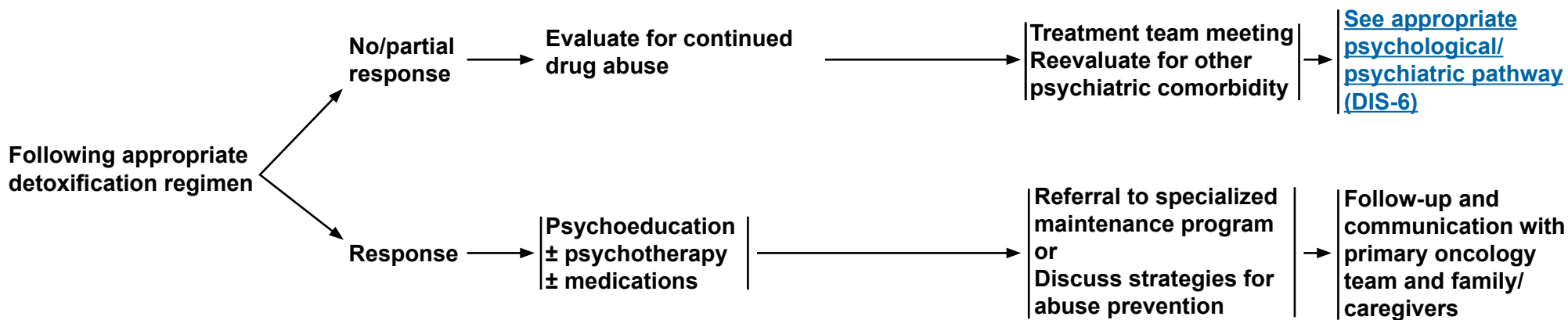
[Return to Psychological/Psychiatric Treatment Guidelines \(DIS-6\)](#)

Note: All recommendations are category 2A unless otherwise indicated.
Clinical Trials: NCCN believes that the best management of any cancer patient is in a clinical trial. Participation in clinical trials is especially encouraged.



SUBSTANCE-RELATED AND ADDICTIVE DISORDERS (continued)

FOLLOW-UP



[Return to Psychological/Psychiatric Treatment Guidelines \(DIS-6\)](#)

Note: All recommendations are category 2A unless otherwise indicated.
Clinical Trials: NCCN believes that the best management of any cancer patient is in a clinical trial. Participation in clinical trials is especially encouraged.



NCCN Guidelines Version 2.2016

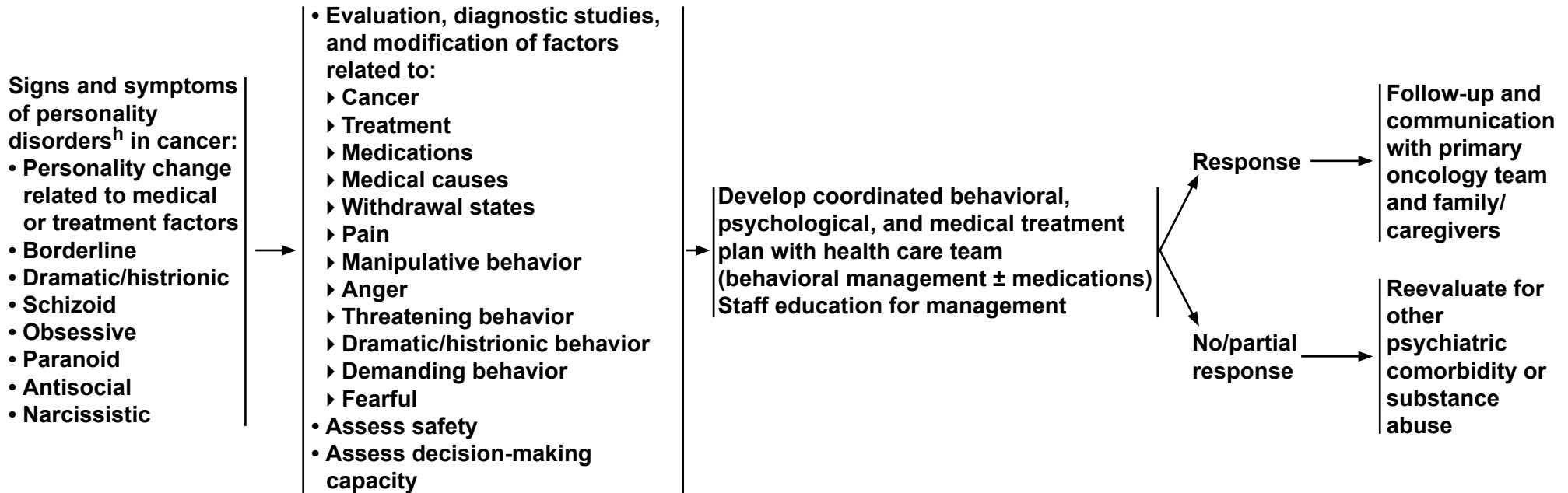
Distress Management

PERSONALITY DISORDERS

EVALUATION

TREATMENT

FOLLOW-UP



^hFor a complete list of personality disorders, see the American Psychiatric Association (2013). Diagnostic and statistical manual of mental disorders (5th ed.). Arlington, VA: American Psychiatric Publishing.

Note: All recommendations are category 2A unless otherwise indicated.
Clinical Trials: NCCN believes that the best management of any cancer patient is in a clinical trial. Participation in clinical trials is especially encouraged.

[Return to Psychological/ Psychiatric Treatment Guidelines \(DIS-6\)](#)



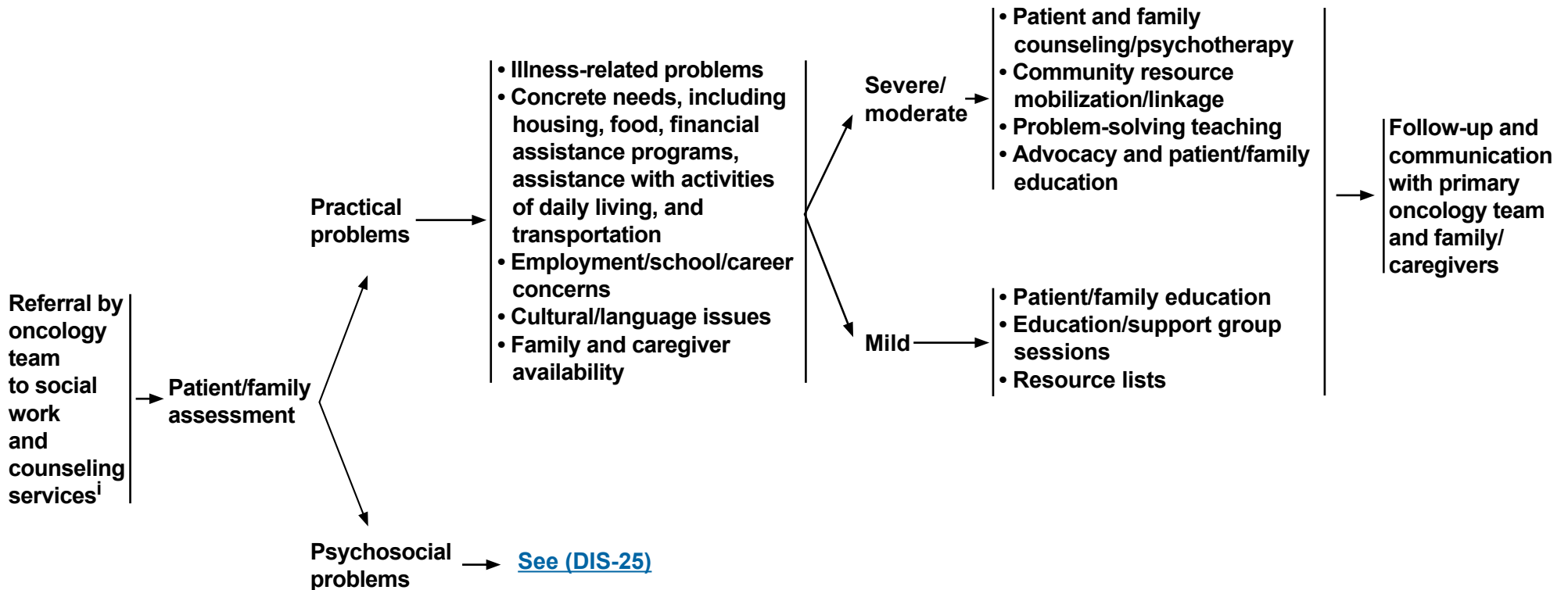
NCCN Guidelines Version 2.2016

Distress Management

SOCIAL WORK AND COUNSELING SERVICESⁱ

CATEGORY TYPE OF PROBLEM

SOCIAL WORK AND COUNSELINGⁱ INTERVENTIONS



ⁱSocial work and counseling services include mental health services using psychological/psychiatric treatment guidelines.

Note: All recommendations are category 2A unless otherwise indicated.
Clinical Trials: NCCN believes that the best management of any cancer patient is in a clinical trial. Participation in clinical trials is especially encouraged.



NCCN Guidelines Version 2.2016

Distress Management

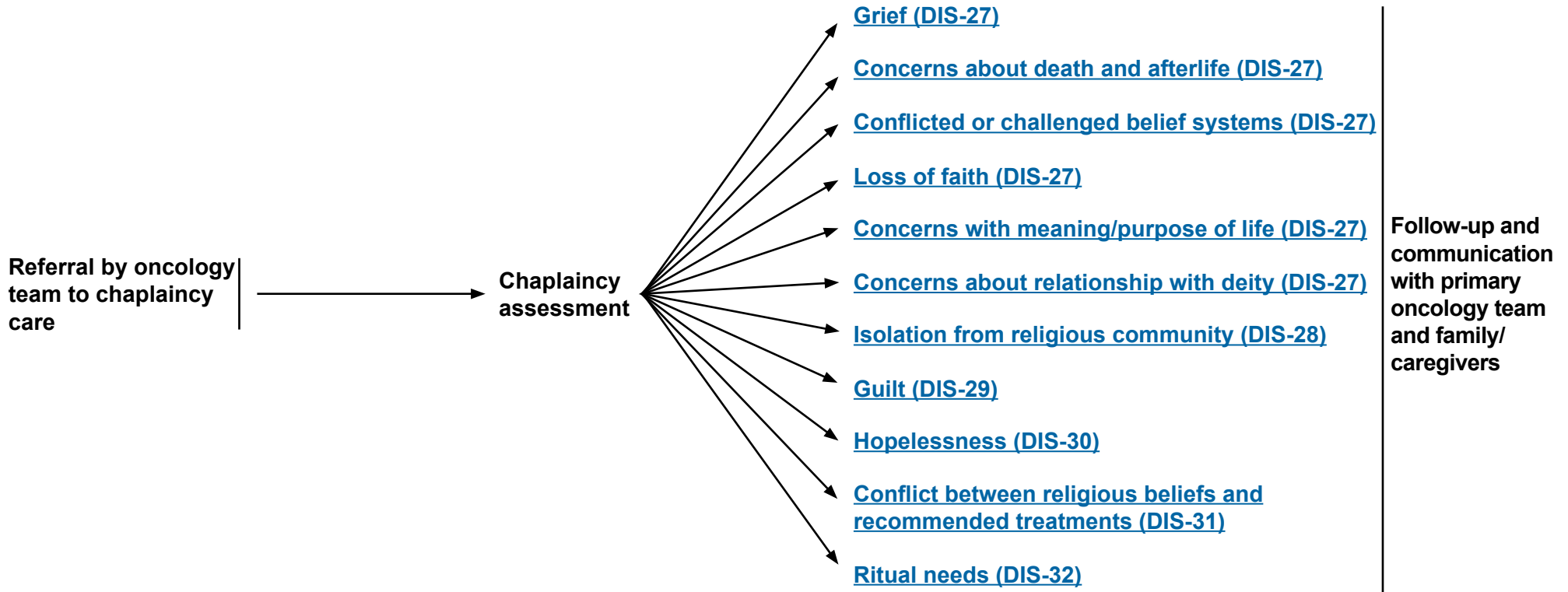
CATEGORY	TYPE OF PROBLEM	SOCIAL WORK AND COUNSELING ⁱ INTERVENTIONS
Psychosocial problems	<ul style="list-style-type: none"> • Adjustment to illness • Family and social conflict/isolation • Treatment decisions, quality-of-life issues, and transitions in care • Advance directive • Abuse and neglect • Coping/communication • Functional changes including body image and sexuality • End of life/bereavement • Cultural concerns • Caregiver issues (mobilizing caregiver support) 	<div style="display: flex; justify-content: space-between;"> <div style="width: 45%;"> <p>Severe/ moderate</p> <ul style="list-style-type: none"> • Patient and family counseling/ psychotherapy, sex counseling, or grief counseling • Community resource mobilization • Problem-solving teaching • Advocacy and family/patient education • Education/support group sessions • Protective services • Consider referral for psychosocial/ psychiatric treatment • Consider referral for chaplaincy counseling </div> <div style="width: 45%;"> <p>Mild</p> <ul style="list-style-type: none"> • Patient/family education • Education/support group sessions • Resource lists • Sex counseling • Grief counseling </div> </div>
		<p>Follow-up and communication with primary oncology team and family/ caregivers</p>

ⁱSocial work and counseling services include mental health services using psychological/psychiatric treatment guidelines.

Note: All recommendations are category 2A unless otherwise indicated.
Clinical Trials: NCCN believes that the best management of any cancer patient is in a clinical trial. Participation in clinical trials is especially encouraged.



CHAPLAINCY CARE



Note: All recommendations are category 2A unless otherwise indicated.
Clinical Trials: NCCN believes that the best management of any cancer patient is in a clinical trial. Participation in clinical trials is especially encouraged.



CHAPLAINCY CARE

Evidence of:

- Grief
- Concerns about death and afterlife
- Conflicted or challenged belief systems
- Loss of faith
- Concerns with meaning/purpose of life
- Concerns about relationship with deity

- Spiritual counseling
- Reading materials (spiritual, philosophical)
- Prayer
- Rituals

Concerns relieved

Yes → Continued support

No → Consider referral to mental health professional

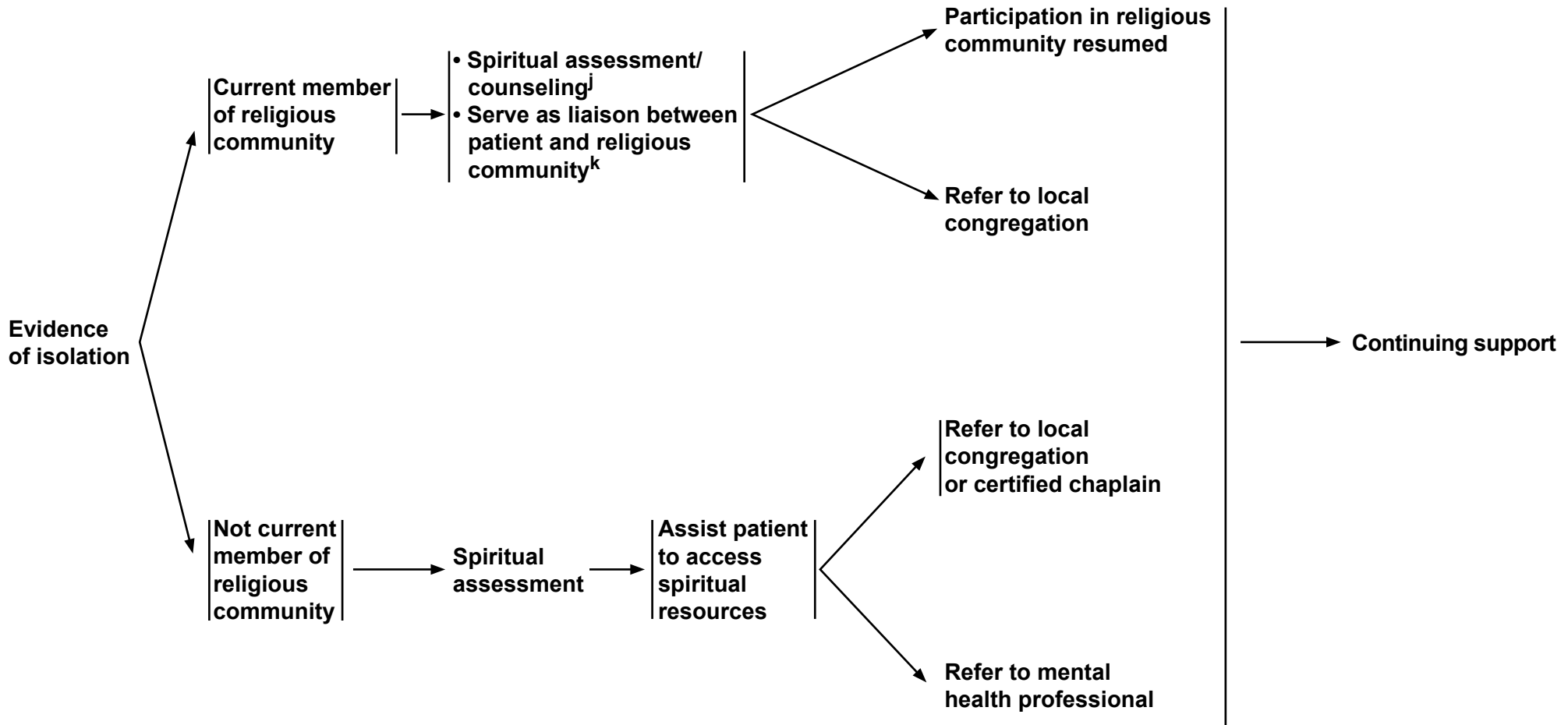
[Refer to mental health professional \(DIS-4\)](#)

[Return to Chaplaincy Care \(DIS-26\)](#)

Note: All recommendations are category 2A unless otherwise indicated.
Clinical Trials: NCCN believes that the best management of any cancer patient is in a clinical trial. Participation in clinical trials is especially encouraged.



CHAPLAINCY CARE: ISOLATION FROM RELIGIOUS COMMUNITY



^jConsider referral to community religious resource.

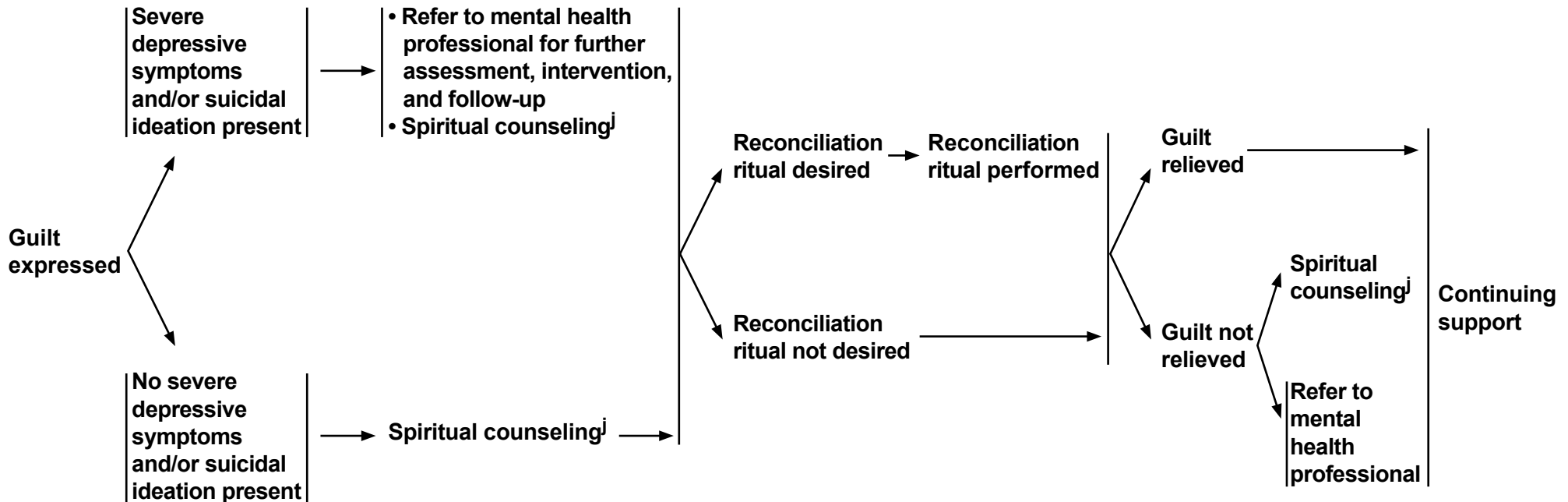
^kPuchalski C, Ferrell B, Virani R, et al. Improving the quality of spiritual care as a dimension of palliative care: the report of the Consensus Conference. *J Palliat Med*; 2009;12:885-904.

[Return to Chaplaincy Care \(DIS-26\)](#)

Note: All recommendations are category 2A unless otherwise indicated.
Clinical Trials: NCCN believes that the best management of any cancer patient is in a clinical trial. Participation in clinical trials is especially encouraged.



CHAPLAINCY CARE: GUILT



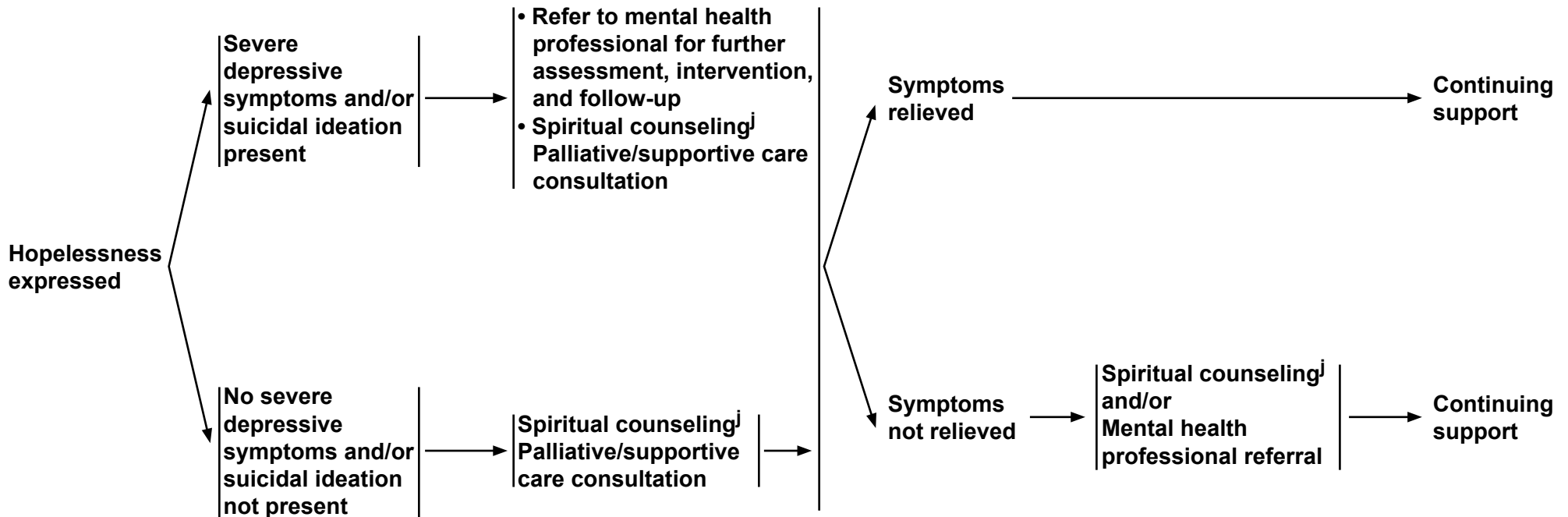
^jConsider referral to community religious resource.

[Return to Chaplaincy Care \(DIS-26\)](#)

Note: All recommendations are category 2A unless otherwise indicated.
Clinical Trials: NCCN believes that the best management of any cancer patient is in a clinical trial. Participation in clinical trials is especially encouraged.



CHAPLAINCY CARE: HOPELESSNESS



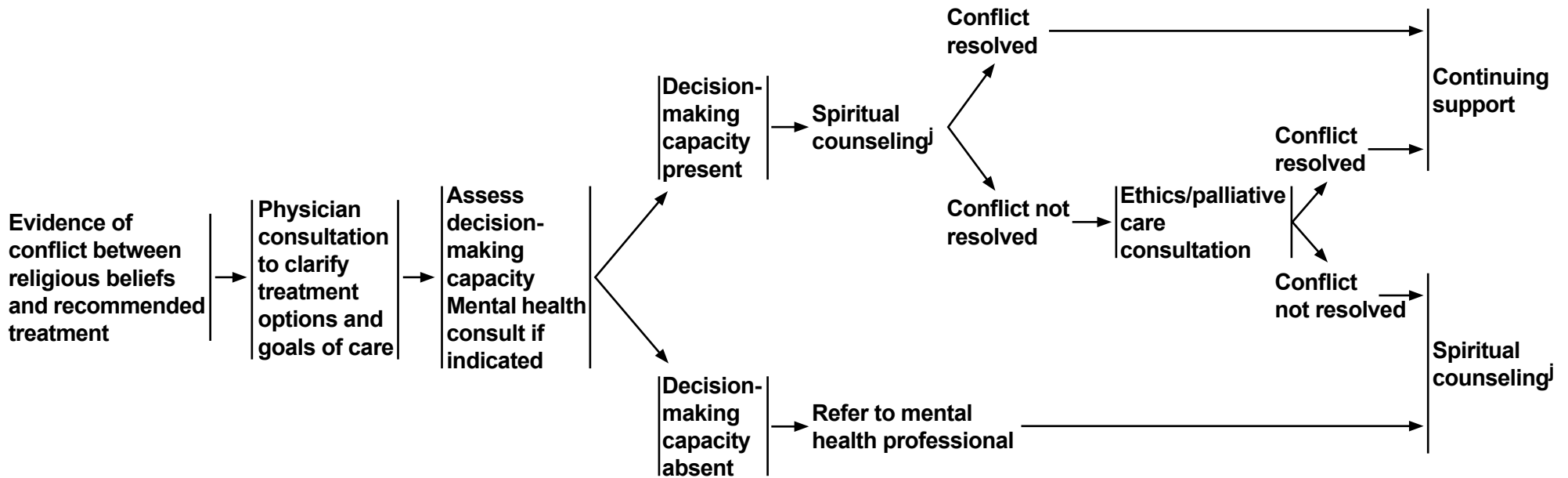
jConsider referral to community religious resource.

[Return to Chaplaincy Care \(DIS-26\)](#)

Note: All recommendations are category 2A unless otherwise indicated.
Clinical Trials: NCCN believes that the best management of any cancer patient is in a clinical trial. Participation in clinical trials is especially encouraged.



CHAPLAINCY CARE: CONFLICT BETWEEN RELIGIOUS BELIEFS AND RECOMMENDED TREATMENTS

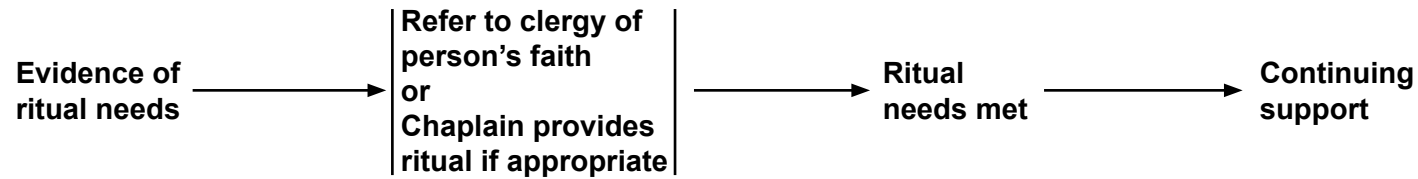


^jConsider referral to community religious resource.

[Return to Chaplaincy Care \(DIS-26\)](#)

Note: All recommendations are category 2A unless otherwise indicated.
Clinical Trials: NCCN believes that the best management of any cancer patient is in a clinical trial. Participation in clinical trials is especially encouraged.

CHAPLAINCY CARE: RITUAL NEEDS



Note: All recommendations are category 2A unless otherwise indicated.

Clinical Trials: NCCN believes that the best management of any cancer patient is in a clinical trial. Participation in clinical trials is especially encouraged.



NCCN Guidelines Version 2.2016

Distress Management

RECOMMENDATIONS FOR IMPLEMENTATION OF STANDARDS AND GUIDELINES

- Encourage establishment of institutional interdisciplinary committees for implementation of standards and guidelines.
- Conduct multicenter trials that explore brief screening instruments and pilot treatment guidelines.
- Encourage institutional CQI (continuous quality improvement) projects in quality of distress management.
- Develop educational approaches to distress management for staff, patients, and family.

RECOMMENDED READINGS FOR IMPLEMENTATION OF PSYCHOSOCIAL CARE INTO THE ROUTINE CARE OF PATIENTS WITH CANCER

- Bultz BD, Groff SL, Fitch M, et al. Implementing screening for distress, the 6th vital sign: a Canadian strategy for changing practice. *Psychooncology* 2011;20:463-469. Available at: <http://www.ncbi.nlm.nih.gov/pubmed/21456060>.
- Carlson LE, Waller A, Mitchell AJ. Screening for distress and unmet needs in patients with cancer: review and recommendations. *J Clin Oncol* 2012;30:1160-1177. Available at: <http://www.ncbi.nlm.nih.gov/pubmed/22412146>.
- Dolbeault S, Boistard B, Meuric J, et al. Screening for distress and supportive care needs during the initial phase of the care process: a qualitative description of a clinical pilot experiment in a French cancer center. *Psychooncology* 2011;20:585-593. Available at: <http://www.ncbi.nlm.nih.gov/pubmed/21425386>.
- Donovan KA, Jacobsen PB. Progress in the implementation of NCCN guidelines for distress management by members institutions. *J Natl Compr Canc Netw* 2013;11:223-236. Available at: <http://www.ncbi.nlm.nih.gov/pubmed/23411388>.
- Fann JR, Ell K, Sharpe M. Integrating psychosocial care into cancer services. *J Clin Oncol* 2012;30:1178-1186. Available at: <http://www.ncbi.nlm.nih.gov/pubmed/22412139>.
- Frost GW, Zevon MA, Gruber M, Scrivani RA. Use of distress thermometers in an outpatient oncology setting. *Health Soc Work* 2011;36:293-297. Available at: <http://www.ncbi.nlm.nih.gov/pubmed/22308881>.
- Fulcher CD, Gosselin-Acomb TK. Distress assessment: practice change through guideline implementation. *Clin J Oncol Nurs* 2007;11:817-821. Available at: <http://www.ncbi.nlm.nih.gov/pubmed/18063540>.
- Grassi L, Rossi E, Caruso R, et al. Educational intervention in cancer outpatient clinics on routine screening for emotional distress: an observational study. *Psychooncology* 2011;20:669-674. Available at: <http://www.ncbi.nlm.nih.gov/pubmed/21370316>.
- Hammelef KJ, Friese CR, Breslin TM, et al. Implementing distress management guidelines in ambulatory oncology: a quality improvement project. *Clin J Oncol Nurs* 2014;18 (Suppl):31-36. Available at: <http://www.ncbi.nlm.nih.gov/pubmed/24480661>.
- Hammonds LS. Implementing a distress screening instrument in a university breast cancer clinic: a quality improvement project. *Clin J Oncol Nurs* 2012;16:491-494. Available at: <http://www.ncbi.nlm.nih.gov/pubmed/23022932>.
- Hendrick SS, Cobos E. Practical model for psychosocial care. *J Oncol Pract* 2010;6:34-36. Available at: <http://www.ncbi.nlm.nih.gov/pubmed/20539730>.
- Lazenby M. The international endorsement of US distress screening and psychosocial guidelines in oncology: A model for dissemination. *J Natl Compr Canc Netw* 2014;12:221-227. Available at: <http://www.ncbi.nlm.nih.gov/pubmed/24586084>.

Note: All recommendations are category 2A unless otherwise indicated.

Clinical Trials: NCCN believes that the best management of any cancer patient is in a clinical trial. Participation in clinical trials is especially encouraged.

[Continue](#)

RECOMMENDED READINGS FOR IMPLEMENTATION OF PSYCHOSOCIAL CARE INTO THE ROUTINE CARE OF PATIENTS WITH CANCER (continued)

- Loscalzo M, Clark KL, Holland J. Successful strategies for implementing biopsychosocial screening. *Psychooncology* 2011;20:455-462. Available at: <http://www.ncbi.nlm.nih.gov/pubmed/21456059>.
- Lowery AE, Holland JC. Screening cancer patients for distress: guidelines for routine implementation. *Community Oncology* 2011;8:502-505. Available at: http://www.oncologypractice.com/fileadmin/content_images/co/articles/0811502.pdf.
- Mehta A, Hamel M. The development and impact of a new Psychosocial Oncology Program. *Support Care Cancer* 2011;19:1873-1877. Available at: <http://www.ncbi.nlm.nih.gov/pubmed/21681386>.
- Pirl WF, Fann JR, Greer, JA, et al. Recommendations for the implementation of distress screening programs in cancer centers: report from the American Psychosocial Oncology Society (APOS), Association of Oncology Social Work (AOSW), and Oncology Nursing Society (ONS) joint task force. *Cancer* 2014;120:2946-54. <http://www.ncbi.nlm.nih.gov/pubmed/24798107>.
- Rodriguez MA, Tortorella F, St John C. Improving psychosocial care for improved health outcomes. *J Healthc Qual* 2010;32:3-12. Available at: <http://www.ncbi.nlm.nih.gov/pubmed/20618566>.
- Wagner LI, Spiegel D, Pearman T. Using the science of psychosocial care to implement the new american college of surgeons commission on cancer distress screening standard. *J Natl Compr Canc Netw* 2013;11:214-221. Available at: <http://www.ncbi.nlm.nih.gov/pubmed/23411387>.

Note: All recommendations are category 2A unless otherwise indicated.

Clinical Trials: NCCN believes that the best management of any cancer patient is in a clinical trial. Participation in clinical trials is especially encouraged.



INSTITUTIONAL EVALUATION OF STANDARDS OF CARE¹

INTERVENTIONS

- **Interdisciplinary committee tailors standards to institutional setting**
- **Screening tool (0–10) in clinics and inpatient setting**
- **Problem list**
- **Education of primary oncology teams via rounds and liaison with nurses and social workers**
- **Clarification of resources access (psychological, social, religious)**
- **CQI studies**

→ **Surveys** →

Professional
Attitudes
Knowledge
Assessment

→

Patient
Satisfaction
(CQI survey
of impact)

OUTCOMES

¹Based on implementation/evaluation of pain management guidelines.

Note: All recommendations are category 2A unless otherwise indicated.
Clinical Trials: NCCN believes that the best management of any cancer patient is in a clinical trial. Participation in clinical trials is especially encouraged.

Discussion

NCCN Categories of Evidence and Consensus

Category 1: Based upon high-level evidence, there is uniform NCCN consensus that the intervention is appropriate.

Category 2A: Based upon lower-level evidence, there is uniform NCCN consensus that the intervention is appropriate.

Category 2B: Based upon lower-level evidence, there is NCCN consensus that the intervention is appropriate.

Category 3: Based upon any level of evidence, there is major NCCN disagreement that the intervention is appropriate.

All recommendations are category 2A unless otherwise noted.

Table of Contents

Overview.....	MS-2
Literature Search Criteria and Guidelines Update Methodology....	MS-2
Psychosocial Problems in Patients with Cancer.....	MS-2
Barriers to Distress Management in Cancer.....	MS-3
NCCN Guidelines® for Distress Management.....	MS-4
The New Standard of Care for Distress Management in Cancer...MS-5	
Recommendations for Implementation of Standards and Guidelines.....	MS-6
Screening Tools for Distress and Meeting Psychosocial Needs....	MS-8
The Distress Thermometer.....	MS-9
The Problem List.....	MS-10
Cognitive Impairment.....	MS-10

Fertility.....	MS-11
Substance Abuse.....	MS-11
Initial Evaluation and Treatment by Oncology Team.....	MS-12
Psychological/Psychiatric Treatment by Mental Health Professionals.....	MS-13
Psychosocial Interventions.....	MS-13
Cognitive Behavioral Therapy.....	MS-13
Supportive Psychotherapy.....	MS-14
Psychoeducation.....	MS-14
Family and Couples Therapy.....	MS-15
Pharmacologic Interventions.....	MS-16
Complementary and/or Integrative Therapies.....	MS-16
Psychological/Psychiatric Treatment Guidelines.....	MS-16
Neurocognitive Disorders.....	MS-17
Depressive and Bipolar-Related Disorders.....	MS-17
Trauma- and Stressor-Related Disorders.....	MS-18
Anxiety Disorders and Obsessive Compulsive Disorder.....	MS-18
Substance-Related and Addictive Disorders.....	MS-19
Personality Disorders.....	MS-20
Schizophrenia Spectrum and Other Psychotic Disorders.....	MS-20
Social Work and Counseling Services.....	MS-20
Spiritual and Chaplaincy Care.....	MS-21
Oncologist Burnout.....	MS-22
The <i>Journal of Clinical Oncology</i> Special Series on Psychosocial Care in Cancer.....	MS-22
Summary.....	MS-23
References.....	MS-25

Overview

In the United States, it is estimated that a total of 1,658,370 new cancer cases and 589,430 deaths from cancer will occur in 2015.¹ All patients experience some level of distress associated with the cancer diagnosis and the effects of the disease and its treatment regardless of the stage of disease. Distress can result from the reaction to the cancer diagnosis and to the various transitions throughout the trajectory of the disease, including during survivorship. Clinically significant levels of distress occur in a subset of patients, and identification and treatment of distress are of the utmost importance.

These NCCN Guidelines for Distress Management discuss the identification and treatment of psychosocial problems in patients with cancer. They are intended to assist oncology teams to identify patients who require referral to psychosocial resources and to give oncology teams guidance on interventions for patients with mild distress. These guidelines also provide guidance for social workers, certified chaplains, and mental health professionals by describing treatments and interventions for various psychosocial problems as they relate to patients with cancer.

Literature Search Criteria and Guidelines Update Methodology

Prior to the update of this version of the NCCN Guidelines for Distress Management, an electronic search of the PubMed database was performed to obtain key literature published between October 16, 2014 and December 2, 2015, using the following search terms: (cancer distress) or (cancer depression) or (cancer anxiety) or (cancer dementia) or (cancer delirium) or (cancer mood disorder) or (cancer adjustment disorder) or (cancer cognitive) or (cancer schizophrenia) or (cancer psychotic disorder) or (cancer substance abuse) or (cancer

alcohol abuse) or (cancer personality disorder) or (cancer social work) or (cancer spiritual) or (cancer religion) or (cancer chaplain). The PubMed database was chosen because it remains the most widely used resource for medical literature and indexes only peer-reviewed biomedical literature.²

The search results were narrowed by selecting studies in humans published in English. Results were confined to the following article types: Clinical Trial, Phase II; Clinical Trial, Phase III; Clinical Trial, Phase IV; Guideline; Practice Guidelines; Randomized Controlled Trials; Meta-Analysis; Systematic Reviews; and Validation Studies.

The PubMed search resulted in 235 citations, and their potential relevance was examined. The data from key PubMed articles and articles from additional sources deemed as relevant to these guidelines and discussed by the panel have been included in this version of the Discussion section (eg, e-publications ahead of print, meeting abstracts). Recommendations for which high-level evidence is lacking are based on the panel's review of lower-level evidence and expert opinion.

The complete details of the Development and Update of the NCCN Guidelines are available on the NCCN website (available at www.NCCN.org).

Psychosocial Problems in Patients with Cancer

In recent decades, dramatic advances in early detection and treatment options have increased the overall survival rates in patients of all ages with cancer. At the same time, these improved treatment options are also associated with substantial long-term side effects that interfere with patients' ability to perform daily activities, such as fatigue, pain, anxiety, and depression. In addition, the physiologic effects of cancer itself and

certain anti-cancer drugs can also be non-psychological contributors to distress symptoms.³⁻⁶ Furthermore, patients with cancer may have pre-existing psychological or psychiatric conditions that impact their ability to cope with cancer.

The prevalence of psychological distress in individuals varies by the type and stage of cancer as well as by patient age, gender, and race.⁷ In a study of 4496 patients with cancer, Zabora and colleagues reported that the overall prevalence of distress was 35.1%, which varied from 29.6% for patients with gynecologic cancers to 43.4% for patients with lung cancer.⁸ The prevalence of distress, depression, and psychiatric disorders has been studied in many sites and stages of cancer.⁹⁻¹⁵ Overall, surveys have found that 20% to 47% of patients show a significant level of distress.^{16,17} A meta-analysis reported that 30% to 40% of patients with various types of cancer have some combination of mood disorders.¹⁸

Patients at increased risk for moderate or severe distress are those with a history of psychiatric disorder, depression, or substance abuse and those with cognitive impairment, severe comorbid illnesses, uncontrolled symptoms, communication barriers, or social issues. Social issues/risk factors include younger age, being female, living alone, having young children, and prior physical or sexual abuse.

Distress is a risk factor for non-adherence to treatment, especially with oral medications. In women with primary breast cancer, Partridge and colleagues observed that the overall adherence to tamoxifen decreased to 50% in the fourth year of therapy and nearly one fourth of patients may be at risk of inadequate clinical response due to poor adherence.¹⁹ In a meta-analysis, DiMatteo and colleagues found that noncompliance was 3 times greater in depressed patients compared to non-depressed patients.²⁰ In addition to decreased adherence to treatment, failure to

recognize and treat distress may lead to several problems: patients may have trouble making decisions about treatment and may make extra visits to the physician's office and emergency room, which takes more time and causes greater stress to the oncology team.^{21,22} Distress in patients with cancer also leads to poorer quality of life and may even negatively impact survival.^{15,23-25} Furthermore, survivors with untreated distress have poorer compliance with surveillance screenings and are less likely to exercise and quit smoking.²⁶

Early evaluation and screening for distress leads to early and timely management of psychological distress, which in turn improves medical management.^{27,28} A randomized study showed that routine screening for distress, with referral to psychosocial resources as needed, led to lower levels of distress at 3 months than did screening without personalized triage for referrals.²⁹ Those with the highest level of initial distress benefitted the most. In addition, there is evidence from randomized trials that psychologically effective interventions may lead to a survival advantage in patients with cancer.³⁰⁻³² Overall, early detection and treatment of distress lead to:

- better adherence to treatment,
- better communication,
- fewer calls and visits to the oncologist's office, and
- avoidance of patients' anger and development of severe anxiety or depression.

Barriers to Distress Management in Cancer

Less than half of distressed patients with cancer are actually identified and referred for psychosocial help.^{33,34} Many patients with cancer who are in need of psychosocial care are not able to get the help they need because of the under-recognition of patients' psychological needs by the primary oncology team and lack of knowledge of community



resources.³⁵ The need is particularly acute in community oncologists' practices where there are few to no psychosocial resources and cancer care is often provided by short visits.

An additional barrier to patients receiving the psychosocial care they require is the stigma associated with psychological problems. For many centuries, patients were not told their diagnosis of cancer due to the stigma attached to the disease. Since the 1970s, this situation has changed and patients are well aware of their diagnosis and treatment options.³⁶ However, patients are reluctant to reveal emotional problems to the oncologist. The words "psychological," "psychiatric," and "emotional" are as stigmatizing as the word "cancer." The word "distress" is less stigmatizing and more acceptable to patients and oncologists than these terms, but psychological issues remain stigmatized even in the context of coping with cancer. Consequently, patients often do not tell their physicians about their distress and physicians do not inquire about the psychological concerns of their patients. The recognition of patients' distress has become more difficult as cancer care has shifted to the ambulatory setting, where visits are often short and rushed. These barriers prevent distress from receiving the attention it deserves, despite the fact that distress management is a critical component of the total care of the person with cancer.

NCCN Guidelines® for Distress Management

A major milestone in the improvement of psychosocial care in oncology was made by NCCN when it established a panel to develop clinical practice guidelines, using the NCCN format. The panel began to meet in 1997 as an interdisciplinary group. The clinical disciplines involved were: oncology, nursing, social work and counseling, psychiatry, psychology, and clergy. A patient advocate was also on the panel. Traditionally, clergy have not been included on NCCN Guidelines

panels, but NCCN recognized that many distressed patients prefer a certified chaplain.³⁷

The first step was to understand why this area has been so difficult to develop. The panel members decided that words like "psychiatric" or "psychological" are stigmatizing; patients and oncologists were reluctant to label any symptoms or patients as such. The way around this barrier was developed by using a term that would feel "normal" and non-stigmatizing. This led to the first published guidelines in 1999 for the management of *distress* in patients with cancer. This accomplishment provided a benchmark, which has been used as a framework in the handbook for oncology clinicians published by the IPOS press (International Psycho-Oncology Society).³⁸

The panel defines distress as a multifactorial, unpleasant, emotional experience of a psychological (ie, cognitive, behavioral, emotional), social, and/or spiritual nature that may interfere with the ability to cope effectively with cancer, its physical symptoms, and its treatment. Distress extends along a continuum, ranging from common, normal feelings of vulnerability, sadness, and fears to problems that can become disabling, such as depression, anxiety, panic, social isolation, and existential and spiritual crisis.

Recommendations in the guidelines are based on evidence and on consensus among panel members. In addition to the guidelines for oncologists, the panel established guidelines for social workers, certified chaplains, and mental health professionals (psychologists, psychiatrists, psychiatric social workers, and psychiatric nurses).



The New Standard of Care for Distress Management in Cancer

Psychosocial care had not been considered as an aspect of quality cancer care until the publication of a 2007 Institute of Medicine (IOM) report, *Cancer Care for the Whole Patient*.³⁹ The IOM report is based on the pioneering work of the NCCN Panel, which recommends screening for distress and the development of a treatment plan with referrals as needed to psychosocial resources. Psychosocial care is now a part of the new standard for quality cancer care and should be integrated into routine care.³⁹⁻⁴¹ The IOM report supported the work of the NCCN Guidelines for Distress Management by proposing a model for the effective delivery of psychosocial health services that could be implemented in any community oncology practice:

- Screening for distress and psychosocial needs,
- Making and implementing a treatment plan to address these needs,
- Referring to services as needed for psychosocial care, and
- Reevaluating, with plan adjustment as appropriate.

In Canada, routine psychosocial care is part of the standard of care for patients with cancer; emotional distress is considered the sixth vital sign that is checked routinely along with pulse, respiration, blood pressure, temperature, and pain.^{21,42}

In August 2012, the Commission on Cancer (CoC) of the American College of Surgeons (ACS) released new accreditation standards for hospital cancer programs (<http://www.facs.org/cancer/coc/programstandards2012.html>). Their patient-centered focus now includes screening all patients with cancer for psychosocial distress. These standards are required for accreditation, to be phased in by 2015. The American Psychosocial Oncology Society (APOS), the Association of Oncology Social Work

(AOSW), and the Oncology Nursing Society (ONS) published a report and a joint statement endorsing the new CoC accreditation standards.^{43,44} This task force provided recommendations to help facilitate cancer centers adopting procedures for distress screening.⁴⁴ Recommendations included: soliciting the input of individuals with psychosocial expertise, appropriate timing, mode, and tools for screening, proper referral to mental health professionals, and documentation of screening.

The standards of care for managing distress proposed by the NCCN Distress Management Panel are broad in nature and should be tailored to the particular needs of each institution and group of patients. The overriding goal of these standards is to ensure that no patient with distress goes unrecognized and untreated. The panel based these standards of care on quality improvement guidelines for the treatment of pain.⁴⁵ The standards of care developed by the NCCN Distress Management Panel, which can also be found in the guidelines, are:

- Distress should be recognized, monitored, documented, and treated promptly at all stages of disease and in all settings.
- Screening should identify the level and nature of the distress.
- Ideally, patients should be screened for distress at every medical visit as a hallmark of patient-centered care. At a minimum, patients should be screened to ascertain their level of distress at the initial visit, at appropriate intervals, and as clinically indicated, especially with changes in disease status (eg, remission, recurrence, or progression; treatment-related complications).
- Distress should be assessed and managed according to clinical practice guidelines.
- Interdisciplinary institutional committees should be formed to implement standards for distress management.

- Educational and training programs should be developed to ensure that health care professionals and certified chaplains have knowledge and skills in the assessment and management of distress.
- Licensed mental health professionals and certified chaplains experienced in the psychosocial aspects of cancer should be readily available as staff members or by referral.
- Medical care contracts should include adequate reimbursement for services provided by mental health professionals.
- Clinical health outcomes measurements should include assessment of the psychosocial domain (eg, quality of life; patient and family satisfaction).
- Patients, families, and treatment teams should be informed that distress management is an integral part of total medical care and is provided with appropriate information about psychosocial services in the treatment center and in the community.
- Finally, the quality of distress management programs/services should be included in institutional continuous quality improvement (CQI) projects.

Patients and families should be made aware that this new standard exists and that they should expect it in their oncologist's practice. The Alliance for Quality Psychosocial Cancer Care is a coalition of professional and advocacy organizations whose goal is to advance the recommendations from the IOM report. In addition, the Alliance advocates for policies promoting access to quality psychosocial care for all patients with cancer and helps to advance research in psychosocial oncology.⁴⁶ Its website (<http://www.wholecancerpatient.org/>) has hundreds of psychosocial resources for health care professionals, patients, and caregivers, searchable by state.

Recommendations for Implementation of Standards and Guidelines

Implementation of the IOM standards for integration of psychosocial care into the routine care of patients with cancer can be improved by providing feedback to oncology practices on the quality of their psychosocial care. Quality indicators thus have been developed by Jacobsen and colleagues. They have developed a patient chart audit that permits an oncologist's office or clinic to evaluate the quality of their psychosocial care.⁴⁷ The survey queries whether there is documentation that the patient's current emotional wellbeing has been assessed and if there is documentation that any action has been taken if the patient has been identified as having a problem. These quality indicators can be widely used to determine the quality of psychosocial care given by a clinic or office.

The Quality Oncology Practice Initiative (QOPI) was started in 2002 by ASCO as a pilot project (<http://qopi.asco.org/program.html>).⁴⁸ This program became available to all ASCO member medical oncologists in 2006. Jacobsen's psychosocial quality indicators were added as part of the core measures in the QOPI quality measures in 2008.⁴⁹ A 2008 manuscript showed that practices participating in QOPI demonstrated improved performance, with initially low-performing practices showing the greatest improvement.⁵⁰ Blayney and colleagues from the University of Michigan Comprehensive Cancer Center reported that QOPI can be adapted for use in practice improvement at an academic medical center.⁵¹ APOS has also adopted these quality indicators.⁵²

The panel also encourages the establishment of institutional interdisciplinary committees to implement and monitor distress management. The interdisciplinary committee should be responsible for evaluation of standard care in distress management with CQI studies. The panel encourages interdisciplinary CQI studies to assess the

quality of distress management programs as well as the efficacy of standards of care, implementation of these NCCN Guidelines for Distress Management, and the quality standard established by the IOM report.³⁹ The panel also emphasizes that multicenter randomized trials and pilot testing are needed to compare the efficacy of brief screening instruments. Educational approaches should be developed for medical staff, patients, and caregivers to increase their awareness of the prevalence of distress and of psychological interventions.

Jacobsen and colleagues conducted a study in 2005 evaluating the implementation of NCCN Guidelines for Distress Management by 15 NCCN Member Institutions.⁵³ Eight institutions (53%) conducted routine distress screening of some patient populations, and an additional 4 institutions (27%) also performed pilot testing of screening strategies. However, concordance to NCCN Guidelines (defined as screening all outpatients) was observed in only 20% of the NCCN Member Institutions at that time. A follow-up survey was conducted 7 years later that found increased levels of screening.⁵⁴ As of 2012, 14 of 20 responding NCCN Member Institutions (70%) performed routine screening for distress in at least some patient populations. Half of responding centers reported screening all outpatients for distress. Another survey of 233 APOS members and attendees at the APOS 2008 and 2009 annual meetings, representing 146 U.S. institutions, found that routine distress screening was not performed at a majority of cancer centers.⁵⁵ In this survey, 51% of cancer care organizations performed routine screening for distress in newly diagnosed patients with cancer.

As part of the Florida Initiative for Quality Cancer Care⁵⁶, medical records were reviewed to determine if clinicians from 10 oncology practices in Florida were complying with IOM standards regarding psychosocial care.⁵⁷ When controlling for practice location and payer

status, the number of patients for whom an emotional well-being problem was identified increased from 13% in 2006 to 16% in 2009 ($P = .026$). However, the percentage of patients for whom emotional well-being was assessed did not significantly increase from 2006 to 2009 ($P = .661$). Further, among those for whom an emotional well-being problem was identified, the percentage of patients for whom action was taken decreased from 2006 to 2009 (57.4%–45.3%), though this decrease did not reach statistical significance ($P = .098$).

A recently published survey of oncology nurses identified barriers to adoption of distress screening and found that time, staff uncertainties, and ambiguous accountability were the biggest barriers.⁵⁸ The survey also found that nurses who were familiar with these NCCN Guidelines for Distress Management were more comfortable discussing distress.

A 2013–2014 survey of applicants for a distress screening cancer education program, spanning 70 institutions, showed that fewer than half of these institutions had not yet begun distress screening.⁵⁹ The MD Anderson Cancer Center published a 2010 report on its efforts to implement the integration of psychosocial care into clinical cancer care.⁶⁰ The authors outline strategies they used to accomplish the required cultural shift and describe the results of their efforts. Other groups have also described their efforts toward implementing psychosocial screening in various outpatient settings.^{61–68} Wagner and colleagues, for example, described efforts at oncology locations in the Chicago area to implement an electronic system that was tested between 2011 and 2012.⁶⁸ About one third of patients requested assistance with a psychosocial problem, including stress management and coping with a cancer diagnosis, and the authors deemed the system feasible.



Institutions should have a framework in place to address psychosocial care in patients who need it, in order to effectively manage distress. A 2012 survey completed by 20 NCCN Member Institutions showed most institutions do not formally keep track of the number of patients who utilize psychosocial care and/or services, which limits the ability to ensure that centers are adequately implementing standards of psychosocial care.⁶⁹ A 2014 survey of 2,134 members of the Association of Oncology Social Work who were also employees of a CoC-accredited cancer program showed that most programs have procedures in place to address psychosocial care and are successful in identifying psychosocial needs in patients and addressing these needs appropriately.⁷⁰ However, programs tend to be less successful with follow-up of psychosocial care and training of providers regarding psychosocial care.

Additional guidance for the implementation and dissemination of the new IOM standards has been published.⁷¹⁻⁷⁴ For example, Lazenby recommends applying the “evidence integration triangle”⁷⁵ to facilitate widespread incorporation of distress screening into cancer care.⁷³ In Canada, a national approach has been used to implement screening for distress. Its strategies have been described.⁷⁶ Groups in Italy and France have also described results of their preliminary efforts toward the implementation of psychosocial distress screening.^{77,78} A reading list for implementation of programs that integrate psychosocial care into the routine care of patients with cancer is provided in the guidelines above.

To implement the new standard of integrating psychosocial care into the routine care of all patients with cancer, it is critical to have a fast and simple screening method that can be used to identify patients who require psychosocial care and/or referral to psychosocial resources.⁷⁴ The NCCN Distress Management Panel developed such a rapid screening tool, as discussed below.

Screening Tools for Distress and Meeting Psychosocial Needs

Identification of a patient’s psychological needs is essential to develop a plan to manage those needs.⁴¹ Ideally, patients tell their oncologists about their problems or they respond to the oncologist’s query about them. In routine clinical practice, time constraints and the stigma related to psychiatric and psychological needs often leads to no discussion of these issues. Screening tools have been found to be effective and feasible in reliably identifying distress and the psychosocial needs of patients.⁷⁹⁻⁸¹ Completion of a psychosocial screening instrument may lead to earlier referral to social work services.⁸² A routine distress screening program implemented at cancer care sites in Canada reduced endorsement of problems related to emotional, practical, informational, spiritual, social, and physical well-being.⁸³

Mitchell and colleagues reported that ultra-short screening methods (Patient Health Questionnaire-2 [PHQ-2] or the Distress Thermometer [DT]) were acceptable to about three quarters of clinicians.^{84,85} Automated touch-screen technologies, interactive voice response, and web-based assessments have also been used for psychosocial and symptom screening of patients with cancer.⁸⁶⁻⁸⁹ Recently, an internet-based program that includes distress screening, reporting, referrals, and follow-up components has been developed. The screening component was validated in a trial of 319 community-based cancer survivors and showed good psychometric properties.⁹⁰

A meta-analysis compared 8 tools designed to screen for depression in the cancer setting that had been validated by at least 2 separate studies.⁹¹ This analysis included the Hospital Anxiety and Depression Scale (HADS), the Beck Depression Inventory-II (BDI-II), and the DT (discussed below). Other tools have also been described.⁹²

Some recent results have caused doubts in the minds of some regarding the efficacy of distress screening for improving patient outcomes. For instance, a recent systematic review failed to find evidence that screening improved distress levels over usual care in patients with cancer.⁹³ Criticisms of this review include the inappropriately narrow inclusion criteria and the focus on only distress as an outcome.⁹⁴ A recent, unblinded, two-arm, parallel randomized controlled trial (RCT) that used the DT and Problem List (see below) as a screening tool versus usual care found no differences in psychological distress at 12 months between the arms.⁹⁵ However, no specific triage algorithms were followed, and inadequate staff training may have prevented effective referral and treatment.⁹⁶ Another randomized trial found that distress screening followed by personalized triage in patients with lung cancer led to improvements in pain, breathlessness, coping, and family relationships compared to patients who were merely screened.⁹⁷ Furthermore, a recent systematic review found that trials reporting a lack of benefit to distress screening in patients with cancer lacked appropriate follow-up care of distressed patients, while trials that linked screening with mandatory referral or intervention showed improvements in patient outcomes.⁹⁸ Overall, results of these studies show that screening, while a critical component of psychosocial care, is not sufficient to impact patient outcomes without adequate follow-up referrals and treatment. Indeed, an RCT examining the effects of screening on 568 patients with cancer receiving radiotherapy showed that screening alone does not significantly impact distress and quality of life, but earlier referral to mental health professionals was associated with better outcomes (ie, greater health-related quality of life, less anxiety).⁹⁹ As proposed by Lazenby, the concept of “comprehensive distress screening” includes screening plus triage of patients to appropriate referral sources.⁷³

The Distress Thermometer

The NCCN Distress Management Panel developed the DT, a now well-known tool for initial screening, which is similar to the successful rating scale used to measure pain: 0 (no distress) to 10 (extreme distress). The DT serves as a rough initial single-item question screen, which identifies distress coming from any source, even if unrelated to cancer. The receptionist can give it to the patient in the waiting room.

The word “distress” was chosen as described above, because it is less stigmatizing and more acceptable to patients and oncologists than other terms such as psychiatric, psychosocial, or emotional. Using this non-stigmatizing word diminishes clinicians' concerns that the patient will be embarrassed or offended by these questions. Asking an objective question such as, “How is your pain today on a scale of 0 to 10?” makes it easier and more comfortable for caregivers to learn about patients' pain. Similarly, asking patients, “How is your distress today on a scale of 0 to 10?” opens a dialogue with the oncologist or nurse for a discussion about emotions that is more acceptable.

The patient in the waiting room places a mark on the DT scale answering: “How distressed have you been during the past week on a scale of 0 to 10?” Scores of 4 or higher suggest a level of distress that has clinical significance. If the patient's distress level is mild (score is <4 on the DT), the primary oncology team may choose to manage the concerns by usual clinical supportive care management. If the patient's distress level is 4 or higher, a member of the oncology team looks at the Problem List (see below) to identify key issues of concern and asks further questions to determine to which resources (mental health, social work and counseling, or chaplaincy professionals) the patient should be referred.

The DT has been validated by many studies in patients with different types of cancer, in different settings, and in different languages, cultures, and countries and has revealed concordance with the HADS.^{79,100-115} The DT has shown good sensitivity and specificity. The needs assessment surveys performed in ambulatory clinics using these screens show that 20% to 40% of patients have significant levels of distress. Two studies validated a version of the DT with an expanded problems list.^{116,117} Tuinman and colleagues validated the DT with the 46-item Problem List in a cross-sectional group of 227 patients with cancer.¹¹⁷ Graves and colleagues validated the DT with an adapted problems list with two new problem categories (information concerns and cognitive problems) in patients with lung cancer.¹¹⁶ The DT is also a useful tool for screening distress among bone marrow transplant recipients.^{118,119} The DT had acceptable overall accuracy and greater sensitivity and specificity when compared to the Center for Epidemiologic Studies Depression Scale (CES-D) in the assessment of depression in patients undergoing bone marrow transplants.¹¹⁸ A meta-analysis of 42 studies with greater than 14,000 patients with cancer found the pooled sensitivity of the DT to be 81% (95% CI, 0.79–0.82) and the pooled specificity to be 72% (95% CI, 0.71–0.72) at a cut-off score of 4.¹²⁰

The NCCN DT and Problem List (discussed below) are freely available for non-commercial use. In addition, the NCCN patient website includes a patient-friendly description of distress with a copy of the tool (http://www.nccn.org/patients/resources/life_with_cancer/distress.aspx). NCCN also has verified translations of the DT and Problem List in various languages that are freely available online (https://www.nccn.org/global/international_adaptations.aspx).

The Problem List

The screening tool developed by the NCCN Distress Management Panel includes a 39-item Problem List, which is on the same page as the DT. The Problem List asks patients to identify their problems in five different categories: practical, family, emotional, spiritual/religious, and physical. The panel notes that the Problem List may be modified to fit the needs of the local population.

Cognitive Impairment

“Memory/concentration problems” is one item on the Problem List. Cognitive impairment is common in patients with primary central nervous system (CNS) cancers, due to the effects of brain tumors themselves and the effects of treatment targeted to the brain.^{121,122} Recent evidence has shown that chemotherapy-related cognitive dysfunction is also prevalent in patients with non-CNS cancers and without brain metastases.¹²³⁻¹²⁶ Chemotherapy can cause subtle cognitive changes, studied primarily in patients with breast cancer or lymphoma. It can continue over years and at times, when more severe, can impact quality of life and function. A recent study, however, showed that patients with breast cancer who received systemic adjuvant therapy did not report significantly greater cognitive impairment 7 to 9 years after treatment, compared to patients with breast cancer who did not receive systemic adjuvant therapy ($N = 1,889$), when statistically controlling for menopausal status and sociodemographic and clinical covariates.¹²⁷ The underlying mechanisms for chemotherapy-induced cognitive changes are not known. Studies have reported elevated levels of cytokines or DNA damage as some of the possible mechanisms.¹²⁸ Furthermore, changes in brain activity have been observed in patients following chemotherapy, suggesting that direct damage to the brain may contribute to chemotherapy-induced cognitive decline.¹²⁹



NCCN Guidelines Version 2.2016

Distress Management

Evidence suggests that cancer itself and therapies other than chemotherapy, such as hormone therapy, can cause cognitive impairments in patients with cancer.¹³⁰⁻¹³³ A meta-analysis including 14 studies with 417 prostate cancer patients showed that androgen deprivation therapy negatively impacts performance of visuomotor tasks.¹³⁴ A national cross-sectional study found that a history of cancer is independently associated with a 40% increase in the likelihood of self-reported memory problems.¹³⁵ A case-control study ($N = 226$) showed that patients with breast cancer may experience some cognitive impairment prior to beginning treatment, and this impairment may be due to post-traumatic stress symptoms.¹³⁶ A better understanding of the mechanisms that cause cancer-related cognitive impairment is essential for the development of treatments to improve cognitive function and quality of life in patients with cancer.^{121,122,137}

There is no standard treatment for the management of cognitive changes in patients with cancer, and intervention studies to date have been limited by methodologic flaws such as a small sample size, poor generalizability, and lack of a proper control group.¹²⁵ Cognitive behavioral therapy (CBT), cognitive rehabilitation programs, and exercise may be effective interventions to improve cognitive function in patients with cancer.^{125,138-140} In addition, some studies have shown that the use of psychostimulants such as methylphenidate and modafinil improved cognitive function in patients with cancer.¹⁴¹⁻¹⁴⁶ Donepezil, a reversible acetylcholinesterase inhibitor (approved to treat mild to moderate dementia in patients with Alzheimer's disease) also improved cognitive function, mood, and health-related quality of life in patients with primary low-grade glioma.¹⁴⁷ Further placebo-controlled trials are needed to confirm these preliminary findings.^{125,142}

In October 2006 the International Cognition and Cancer Task Force (ICCTF), comprised of a multidisciplinary group of health professionals

and health advocates, was formed. The mission of ICCTF is to advance understanding of the impact of treatment-related cognitive and behavioral functioning in patients with non-CNS cancers.¹⁴⁸ ICCTF also has a website (www.icctf.com) to provide up-to-date information to both physicians and patients seeking assistance in the management of cognitive symptoms associated with cancer treatment.

The NCCN Guidelines for Survivorship (available at www.NCCN.org) contain more information on this topic, with recommendations for the management of cognitive dysfunction in survivors.

Fertility

Another item on the Problem List is the “ability to have children.” Chemotherapy and radiation therapy also have an impact on the fertility of patients, especially in those who are of child-bearing age.¹⁴⁹ Therefore, the panel has included “ability to have children” as one of the items listed under the family problems category. The Oncofertility Consortium is a useful patient education resource for those who are concerned about the possible effect of cancer treatment on their fertility (www.MyOncofertility.org). Additionally, the NCCN Guidelines for Adolescent and Young Adult (AYA) Oncology (available at www.NCCN.org) have information on fertility preservation.

Substance Abuse

For the 2013 version of these guidelines, the panel added substance abuse to the list of possible physical problems. Substance abuse in patients with cancer who do not have a history of abuse or addiction is rare and is usually caused by insufficient symptom control. Improving symptom control often alleviates the substance dependence. This problem is discussed in more detail below in *Substance-Related and Addictive Disorders*.



Initial Evaluation and Treatment by Oncology Team

The panel recommends that all patients be assessed in the waiting room using a simple screening tool. While there are several types of screening tools, the DT and the accompanying Problem List are recommended to assess the level of distress and to identify causes of distress. If the patient's distress is moderate or severe (thermometer score ≥ 4), the oncology team must recognize that score as a trigger to a second level of questions, including clinical interviews and/or validated scales/screeners for anxiety and depression, should prompt referral to a mental health professional, social worker, or spiritual counselor, depending on the problems identified in the Problem List. Common symptoms that require further evaluation are: excessive worries and fears, excessive sadness, unclear thinking, despair and hopelessness, severe family problems, social problems, and spiritual or religious concerns. Any unrelieved physical symptoms should be treated based on NCCN's disease-specific guidelines, and referral for palliative care management may also be considered (see the NCCN Guidelines for Palliative Care, available at <http://www.nccn.org/>).

Mild distress (DT score < 4) is routinely managed by the primary oncology team and represents what the panel terms "expected distress" symptoms. The symptoms that the team manages are fear, worry, and uncertainty about the future; concerns about the illness; sadness about loss of good health; anger and the feeling that life is out of control; poor sleep, poor appetite, and poor concentration; preoccupation with thoughts of illness, death, treatment, and side effects; and concerns about social roles (eg, mother, father). Most patients experience these symptoms at the time of diagnosis and during arduous treatment cycles. They might persist long after the completion of treatment. For instance, minor symptoms are often misinterpreted by survivors as a sign of recurrence, which causes fear and anxiety until they are reassured.

The primary oncology team is the first to deal with these painful problems. The oncologist, nurse, and social worker each have a critical role. First and foremost is the quality of the physician's communication with the patient, which should occur in the context of a mutually respectful relationship so that the patient can learn the diagnosis and understand the treatment options and side effects.^{150,151} Adequate time should be provided for the patient to ask questions and for the physician to put the patient at ease. When communication is done well at diagnosis, the stage is set for future positive trusting encounters. It is important to ensure that the patient mentally grasps what has been said. Information may be reinforced with drawings or by recording the session and giving the recording to the patient. Communication skills training programs that teach oncology professionals, for example, how to discuss prognosis and unanticipated adverse events and how to reach a shared treatment decision may be very helpful. In fact, in an RCT, it was found that patients of oncologists who had communication skills training were less depressed at follow-up than patients of oncologists from the control group ($P = .027$).¹⁵² Communication skills training was reviewed by Kissane, et al.¹⁵³

It is important for the oncology team to acknowledge and validate that this is a difficult experience for the patient and that distress is normal and expected. Being able to express distress to the staff helps provide relief to the patient and builds trust. The team needs to ensure that social supports are in place for the patient and that he or she knows about community resources such as support groups, teleconferences, and help lines. The IOM report contains a list of national organizations and their toll-free numbers.³⁹ Some selected organizations that provide free information services to patients with cancer are:

- American Cancer Society: www.cancer.org
- American Institute for Cancer Research: www.aicr.org

- American Psychosocial Oncology Society: <http://apos-society.org/> (APOS provides a toll-free Help Line [866.276.7443] to which patients and their caregivers can be referred to help them find psychological resources in their community. This help line is now available through the Cancer Support Community [see below].)¹⁵⁴
- Cancer Support Community: <http://www.cancersupportcommunity.org> (Cancer Support Community provides the Cancer Support Helpline at 888.793.9355)
- CancerCare: www.cancer.org
- National Cancer Institute: www.cancer.gov
- Cancer.net, sponsored by ASCO: www.cancer.net.

Clinicians should be aware of the evidence-supported interventions available for the management of distress. In addition to these NCCN Guidelines for Distress Management, the following clinical practice guidelines will be useful to clinicians, including the oncology team:

- National Cancer Institute and several partners have developed a web site that provides information about research-tested intervention programs (<http://rtips.cancer.gov/rtips/index.do>).
- Screening, Assessment, and Care of Anxiety and Depressive Symptoms in Adults With Cancer: An American Society of Clinical Oncology Guideline Adaptation (<http://www.asco.org/>)

Follow-up at regular intervals or at transition points in illness is an essential part of the NCCN Guidelines for Distress Management and the IOM model for care of the whole patient. This reassessment is particularly important in elderly patients with cancer.¹⁵⁵

Psychological/Psychiatric Treatment by Mental Health Professionals

Psychosocial Interventions

Psychosocial interventions have been effective in reducing distress and improving overall quality of life among patients with cancer.^{39,40} The 2007 IOM report noted that a strong evidence base supports the value of psychosocial interventions in cancer care.³⁹ The review examined the range of interventions (psychological, social, and pharmacologic) and their impact on any aspect of quality of life, symptoms, or survival. The extensive review found randomized clinical trials, systematic reviews, and meta-analyses supporting the conclusion that psychosocial aspects must be integrated into routine cancer care in order to give quality cancer care. More recent meta-analyses have come to similar conclusions, although more research is clearly needed.¹⁵⁶⁻¹⁵⁸ Systematic reviews examining psychosocial interventions for patients with prostate cancer showed that these interventions may yield at least short-term effects on quality of life.^{159,160} A meta-analysis including 53 studies of psychosocial interventions for patients with cancer ($N = 12,323$) showed that patients were more willing to participate in interventions delivered over the telephone versus in-person ($P = .031$) and when intervention is offered shortly after diagnosis versus later ($P = .018$).¹⁶¹ CBT, supportive psychotherapy, and family and couples therapy are three key types of psychotherapies discussed in the IOM report.³⁹

Cognitive Behavioral Therapy

CBT involves relaxing, enhancing problem-solving skills, and identifying and correcting inaccurate thoughts associated with feelings. In randomized clinical trials, CBT and cognitive-behavioral stress management have been shown to effectively reduce psychological symptoms (anxiety and depression) as well as physical symptoms (pain and fatigue) in patients with cancer.¹⁶²⁻¹⁶⁶ A recent Cochrane systematic

review including 28 RCTs ($N = 3,940$) showed that CBT interventions favorably impact anxiety, depression, and mood disturbance in patients with non-metastatic breast cancer.¹⁶⁷ The quality of the evidence was low for anxiety and depression and moderate for mood disturbance, however, indicating the need for studies to use higher quality intervention methods and validated instruments for measuring outcomes.

Ferguson and colleagues have developed a brief CBT intervention (Memory and Attention Adaptation Training [MAAT]) aimed at helping breast cancer survivors manage cognitive dysfunction associated with adjuvant chemotherapy.¹⁶⁸ In this single-arm pilot study, improvements in self reporting of cognitive function, quality of life, and standard neuropsychological test performance were observed in all patients (29 women at an average of 8 years after adjuvant chemotherapy for stage I–II breast cancer). The authors have since performed a randomized study to evaluate the efficacy of MAAT.¹³⁸ They found that patients in the intervention arm had improved verbal memory performance and spiritual well-being.

Supportive Psychotherapy

Supportive psychotherapy, aimed at flexibly meeting patients' changing needs, is widely used. Different types of group psychotherapy have been evaluated in clinical trials among patients with cancer. Supportive-expressive group therapy has been shown to improve quality of life and psychological symptoms, especially improvements in mood and pain control in patients with metastatic breast cancer.^{169,170} Hematopoietic stem cell transplant survivors ($n = 264$) who were experiencing survivorship problems and were randomized to an expressive helping intervention reported less distress, compared to survivors randomized to receive peer helping and neutral writing interventions ($P < .05$).¹⁷¹ Cognitive-existential group therapy has been found to be useful in

women with early-stage breast cancer receiving adjuvant chemotherapy.¹⁷² Meaning-centered group psychotherapy, designed to help patients with advanced cancer sustain or enhance a sense of meaning, peace, and purpose in their lives (even as they approach the end of life), has also been shown to reduce psychological distress among patients with advanced cancer.¹⁷³⁻¹⁷⁵ Dignity therapy has been assessed in an RCT of patients with a terminal diagnosis (not limited to cancer).¹⁷⁶ Although there was no significant improvement in levels of distress in patients receiving dignity therapy as measured by several scales, significant improvements, specifically for depression and self-reported aspects of quality of life, were seen. An RCT for patients with renal cell carcinoma ($N = 277$) showed that expressive writing reduces self-reported cancer-related symptoms (eg, pain, nausea, fatigue) and improves physical functioning.¹⁷⁷ An individually delivered intervention targeting patients with advanced cancer includes components of manualized, supportive, expressive, cognitive, existential, and meaning-centered group psychotherapy approaches.¹⁷⁸ A feasibility study ($N = 39$) showed reduced depressive symptoms and death-related anxiety, and improved spiritual well-being. A larger RCT is currently being conducted. Interventions incorporating internet support groups have become popular,¹⁷⁹ but the results of a recent RCT that included an internet support group with a prosocial component showed that this intervention did not reduce depression and anxiety in women with nonmetastatic breast cancer ($N = 184$).¹⁸⁰

Psychoeducation

Psychoeducational interventions are those that offer education to those with specific psychological disorders or physical conditions. Psychoeducational interventions for patients with cancer may be general, such as providing information regarding stress management and healthy living (eg, nutrition, exercise),^{181,182} while other interventions

may be more specific to the cancer type. For example, an intervention for patients with melanoma was developed by Fawzy and Fawzy that provided information regarding sun protection, as well as stress management and coping strategies.¹⁸³ An RCT in which the effects of this intervention were tested on 262 patients with melanoma showed improvements in fatigue, vigor, mood disturbance, and coping strategies, though improvements did not persist past 6 months.¹⁸⁴ In an RCT examining the effects of a group-based psychoeducational intervention for 312 women with early-stage breast cancer, improved adjustment was demonstrated up to six months after the intervention.¹⁸⁵ A year-long nurse-led intervention for patients with head and neck cancer ($N = 205$) that included education regarding problems related to head and neck cancer and, if indicated, CBT and referral for further psychological treatment positively impacted emotional and physical functioning, social contact, and depressive symptoms.¹⁸⁶ At 12-month follow-up (ie, one year after the end of the year-long intervention), effects persisted for emotional functioning only. A meta-analysis examining 19 psychoeducational interventions with 3,857 cancer patients showed small post-treatment effects overall for emotional distress, anxiety, depression, and quality of life.¹⁵⁶ The only significant effects at long-term follow-up were for quality of life. Psychoeducation interventions that offer education regarding symptom management may also be effective when delivered via the internet.¹⁸⁷

Exercise

Exercise during and after cancer treatment can improve cardiovascular fitness and strength and can have positive effects on balance, body composition, and quality of life.¹⁸⁸⁻¹⁹⁰ Small RCTs have shown that exercise may also impact mental health outcomes in patients with cancer.^{191,192} A Cochrane systematic review including nine RCTs ($N = 818$) showed that aerobic exercise for patients with hematologic

malignancies may impact depression (SMD, 0.25; 95% CI, 0.00–0.50, $P = .05$) but not anxiety ($P = .45$).¹⁹³ However, the quality of the evidence in this area is low, as larger RCTs and longer follow-up periods are needed.

Family and Couples Therapy

A cancer diagnosis causes distress in partners and family as well as the patient. Psychosocial interventions aimed at patients and their families together might lessen distress more effectively than individual interventions. In a longitudinal study of couples coping with early-stage breast cancer, mutual constructive communication was associated with less distress and more relationship satisfaction for both the patients and partners compared to demand/withdraw communication or mutual avoidance, suggesting that training in constructive communication would be an effective intervention.¹⁹⁴

Family and couples therapy has not been widely studied in controlled trials. In an RCT in which 62 couples (patients with localized prostate cancer and their partners) were randomly assigned to receive cognitive existential couple therapy or usual care, adaptive and problem-focused coping was improved in couples receiving the therapy sessions, which in turn improved relationship cohesion, as well as relationship function in younger patients.¹⁹⁵ A small randomized trial was reported in which patients and their caregivers received eight emotionally focused therapy sessions or standard care.¹⁹⁶ Significant improvements in marital functioning and patient experience of empathetic care by the caregiver were seen. These effects were maintained 3 months after the intervention. In a pilot study, a telephone-based dyadic intervention for patients with advanced lung cancer and their families ($N = 39$) improved depression, anxiety, and caregiver burden.¹⁹⁷ In addition, an RCT showed that family-focused grief therapy can reduce the morbid effects of grief in families with terminally ill patients with cancer.¹⁹⁸



Some systematic reviews have been carried out to assess the efficacy of therapy involving patients' close others. A systematic review of 23 studies that assessed the efficacy of psychosocial interventions for couples affected by cancer found evidence that couples therapy might be at least as effective as individual therapy.¹⁹⁹ Another systematic review examining the effects of 10 interventions for couples coping with breast cancer showed that, though results are mixed, these interventions tend to yield at least some benefit.²⁰⁰

Pharmacologic Interventions

Research suggests that antidepressants and anti-anxiety drugs are beneficial in the treatment of depression and anxiety in adult patients with cancer.²⁰¹⁻²⁰⁷ In RCTs, alprazolam^{208,209} (a benzodiazepine) and fluoxetine^{210,211} (a selective serotonin reuptake inhibitor [SSRI]) are effective in improving depressive symptoms in patients with cancer. SSRIs are widely used for depression and anxiety symptoms.

Psychostimulant drugs help in the management of fatigue.²¹²⁻²¹⁴ Methylphenidate is likely effective for the treatment of cancer-related fatigue, but additional trials are needed. Wakefulness-promoting agents such as modafinil are also commonly used to treat fatigue in patients with cancer, but their efficacy remains to be shown conclusively.²¹²

Withdrawal from pharmacologic agents (eg, benzodiazepines, opioids, antidepressant and anti-anxiety drugs) should be managed with care and will vary based on the specific agent.

Complementary and/or Integrative Therapies

Regarding complementary and/or integrative therapies for patients with cancer, a recent systematic review including 203 RCTs showed that meditation, yoga, relaxation with imagery, massage, and music therapy may be helpful for patients with depressive disorders who have breast

cancer.²¹⁵ Music therapy, meditation, and yoga may be used to reduce anxiety in patients with breast cancer.²¹⁵ The panel recommends relaxation, mediation, and creative therapies such as art and music for patients experiencing distress.

Psychological/Psychiatric Treatment Guidelines

Patients scoring 4 or higher on the DT during any visit to the oncologist are referred to the appropriate supportive service (mental health, social work and counseling, or chaplaincy professionals) based on the identified problem.

Mental health professionals are expected to conduct a psychological or psychiatric evaluation that includes an assessment of the nature of the distress, behavior and psychological symptoms, psychiatric history, use of medications, pain, fatigue, sleep disturbances, other physical symptoms, cognitive impairment, body image and sexuality, and capacity for decision making and physical safety. A psychiatrist, psychologist, nurse, advanced practice clinician, or social worker may perform the evaluation. All of these professionals are skilled in mental health assessment and treatment.

The panel has developed evaluation and treatment guidelines for the most commonly encountered psychiatric disorders, consistent with the classification in the most recent edition of the Diagnostic and Statistical Manual of Mental Disorders (DSM)²¹⁶: neurocognitive disorders (dementia and delirium), depressive disorders, bipolar and related disorders, trauma- and stressor-related disorders (including adjustment disorders), anxiety disorders, substance-related and addictive disorders, schizophrenia spectrum and other psychotic disorders, obsessive compulsive disorder, and personality disorders. Psychotropic drugs are recommended throughout the guidelines to treat psychiatric disorders. It is important to note that these drugs can sometimes interact with



anticancer therapies and cause adverse effects. Howard et al²¹⁷ reviewed some of these interactions and discusses other challenges in treating cancer in patients with severe mental illness.

Patients considered to be a danger to themselves or others should receive a psychiatric consultation. Increased monitoring is also warranted, as well as the removal of dangerous objects. Hospitalization and suicide and homicide risk evaluation may sometimes be necessary. Psychiatric treatment/follow-up of these patients and family education regarding safety is warranted.

Additional information regarding treatment of distress and psychiatric disorders in cancer can be found in the comprehensive handbook, *Psycho-Oncology: A Quick Reference on the Psychosocial Dimensions of Cancer Symptom Management*,²¹⁸ and the comprehensive textbook, *Psycho-Oncology*.²¹⁹ Additional resources targeting specific age groups include the comprehensive handbooks, *Geriatric Psycho-Oncology: A Quick Reference on the Psychosocial Dimensions of Cancer Symptom Management*,²²⁰ and *Pediatric Psycho-Oncology: A Quick Reference on the Psychosocial Dimensions of Cancer Symptom Management*,²²¹ which target management of psychological, cognitive, and social difficulties in older adults and children/adolescents, respectively.

Neurocognitive Disorders

Neurocognitive disorders that may affect patients being treated with cancer include dementia and delirium. Dementia and delirium are cognitive impairments that can severely alter the patient's decision-making capacity. Dementia is a permanent cognitive impairment. It is not a common complication of cancer treatment, but is often present in elderly patients as a comorbid condition.^{222,223} A retrospective chart review of 771 palliative care consultations showed that symptoms of delirium were misinterpreted by the primary oncology team 61% of the

time.²²⁴ Dementia can be treated with cognitive rehabilitation, with or without medications, though treatment is largely behavior management.

Delirium is a short-term cognitive impairment and has been reported to occur in as many as 43% of patients with advanced cancer.²²⁵ It is usually reversible and occurs in cancer treatment related to any toxic state, and it is often related to medication, particularly opioids.²²⁶ Benzodiazepines should be used with caution, as their use may contribute to delirium.²²⁷⁻²²⁹ A prospective case-control cohort study (N = 245) showed a significant association between benzodiazepine use and development of postoperative delirium (odds ratio [OR], 3.0; 95% CI, 1.3–6.8), with stronger associations for long-acting agents (OR, 5.4; 95% CI, 1.0–29.2) and high-dose exposure (OR, 3.3; 95% CI, 1.0–11.0).²²⁷ Delirium is managed by attention to safety, modification of opioids or other medications, antipsychotics, behavior management, and family support and education.²³⁰

The United Kingdom's National Institute for Health and Care Excellence (NICE) issued detailed guidelines for the diagnosis, prevention, and management of delirium.²³¹ In addition, a comprehensive review in *The Journal of Clinical Oncology* Special Series on Psychosocial Care in Cancer by Breitbart and Alici²³² describes the evidence base for recommended pharmacologic and non-pharmacologic treatments for delirium in patients with cancer.

Depressive and Bipolar-Related Disorders

Depressive and bipolar-related disorders are common in patients with cancer and can be debilitating.²³³⁻²³⁵ A cross-sectional analysis of 2,141 patients with cancer showed a 4-week prevalence rate of 6.5% (95% CI, 5.5–7.5) for a depressive or bipolar-related disorder.²³⁶ Depressive symptoms during cancer diagnosis and treatment may persist for as



long as two years following diagnosis.²³⁷ Depressive and bipolar-related disorders are associated with poorer cancer survival.^{238,239}

Patients with uncontrolled depressive and bipolar-related disorders can develop suicidal tendencies. A study of over 5000 patients at one center found that 6% of patients with cancer experienced suicidal ideation.²⁴⁰

The incidence of suicide among patients with cancer in the United States is twice that of the general population.²⁴¹⁻²⁴³ Older patients and men with head and neck cancer or myeloma seem to have a higher risk of suicide.²⁴⁴ Violence may also be associated with depressive disorders, particularly when there is comorbid substance use.²⁴⁵ Therefore, both suicide and homicide risk should be evaluated in patients believed to be a danger to themselves and others.

Depressive and bipolar-related disorders are usually managed with psychotherapy or psychotropic medication (category 1). The evidence for these treatments has been described.^{40,246-252} In particular, a review by Li et al²⁵³ in *The Journal of Clinical Oncology* Special Series on Psychosocial Care in Cancer comprehensively describes the evidence for recommended pharmacologic and psychosocial interventions for treating depression in patients with cancer. Referral to social work and counseling and chaplaincy services may also be considered.

ASCO recently released a clinical oncology guideline adaptation of a pan-Canadian practice guideline for the screening, assessment, and treatment of anxiety and depression in patients with cancer.²⁵⁴

Trauma- and Stressor-Related Disorders

Trauma and stressor-related disorders that may affect patients with cancer include post-traumatic stress disorder (PTSD), acute stress disorder, and adjustment disorder. PTSD may develop after arduous cancer treatments, during a cancer treatment that triggers a traumatic

memory of a past frightening event, or just from the stress of a cancer diagnosis. As many as 12% of patients with stage I–III breast cancer were found to have persistent PTSD.²⁵⁵ Survivors of cancer may continue to experience PTSD symptoms.²⁵⁶ Acute stress disorder is diagnosed in the first month following a traumatic event, and the criteria contain a greater emphasis on dissociative symptoms. Twenty-three percent to 28% of patients diagnosed with cancer meet criteria for acute stress disorder.^{257,258} Adjustment disorder refers to a cluster of symptoms such as stress, depressive symptoms, and physical symptoms following a stressful life event such as cancer diagnosis and treatment. It may be diagnosed when a patient who experienced a stressful life event does not meet criteria for PTSD or acute stress disorder. Adjustment disorder is prevalent in 15.4% of patients in palliative care settings and in 11% to 19% of patients in oncological and hematologic settings.^{18,236} Treatment of trauma- and stressor-related disorders in patients with cancer includes psychotherapy with or without an anxiolytic and/or an antidepressant (category 1). If this treatment yields no response or a partial response, then psychotherapy, support, and education should be reevaluated. Choice of medication should also be reconsidered, with a consideration of antipsychotics. For patients diagnosed with adjustment disorder specifically, patients with moderate/severed disorder should receive medication and/or psychotherapy, while patients with mild disorder should receive psychotherapy only. For patients who receive medication, type of medication and the dosage should be adjusted as needed. Patients diagnosed with adjustment disorder who do not respond to treatment should be evaluated for personality disorders.

Anxiety Disorders and Obsessive Compulsive Disorder

Anxiety occurs at times in most patients with cancer.^{233,259} A cross-sectional analysis of 2,141 patients with cancer showed a 4-week

prevalence rate of 11.5% (95% CI, 10.2–12.9) for any anxiety disorder.²³⁶ The diagnosis of cancer and the effects of the disease and its treatment are obvious sources of unease; however, anxiety may also be related to physiological aspects of the medical condition (eg, hormone-secreting tumors; effects of certain types of medications [bronchodilators]; withdrawal from alcohol or narcotics; pain or some other distressing physical symptom). Anxiety may not be severe or problematic, but needs to be addressed when it becomes disruptive. After ruling out medical causes, the clinician should assess symptoms to determine the particular nature of the anxiety disorder(s).

Generalized anxiety disorder is usually pre-existing and may be exacerbated by illness. Panic disorder may recur during illness in a person with previous panic symptoms. Obsessive-compulsive disorder is a pre-existing disorder that results in difficulty in making decisions, ruminative thoughts about illness, and fearfulness to take medication. Some patients develop phobias of needles, hospitals, and blood or conditioned nausea/vomiting related to chemotherapy.

Chemotherapy-induced nausea and vomiting should be managed according to the NCCN Guidelines for Antiemesis (available at www.NCCN.org).

The NCCN Distress Management Panel recommends psychotherapy with or without an anxiolytic and/or an antidepressant for the treatment of anxiety disorders, including obsessive compulsive disorder (category 1), after eliminating medical causes. If the patient responds to initial treatment, follow-up should occur with the primary oncology team and family/caregivers. If no response or a partial response is noted, the patient should be re-evaluated and treated with different medications (an antipsychotic should be considered) with continued psychotherapy, support, and education. If there is still not a complete response, then

the patient should be evaluated for depression and other psychiatric comorbidity.

The evidence for the effectiveness of these treatments has been reviewed.^{39,40} In a review in *The Journal of Clinical Oncology Special Series on Psychosocial Care in Cancer*, Traeger et al²⁶⁰ give a comprehensive description of the evidence for recommended pharmacologic and non-pharmacologic treatments for anxiety in patients with cancer.

Substance-Related and Addictive Disorders

Substance dependence, abuse, and addiction is rare among patients with cancer who do not have a history of active dependence, abuse, or addiction to opioids, alcohol, or tobacco. Substance abuse or dependence developing during the course of the treatment may be due to insufficient symptom control and can be treated by improving symptom control. Alcohol and recreational drug use should be evaluated in patients with signs and symptoms of depressive disorders, bipolar and related disorders, and anxiety disorders, as substance use may exacerbate symptoms of these disorders.

In patients with a history of substance abuse, its impact on cancer treatment should be assessed and risk-reduction strategies should be discussed. Patients with a history of substance abuse should also be monitored for signs and symptoms of relapse. Referral should be considered for risk reduction, substance abuse management, or specialized treatment programs as needed. For patients with current substance dependence issues, symptoms should be treated and they should enter a substance abuse management program.

Following appropriate detoxification regimens, patients should be provided with psychoeducation with or without psychotherapy and with



or without medication. CBT may be effective for substance-related abuse and disorders, though a meta-analysis of 53 studies showed only a small effect (Hedges' $g = 0.15$, $P < .005$).²⁶¹ Studies evaluating the efficacy of CBT for substance-related abuse and disorders in patients with cancer are lacking. Referral can also be made to specialized maintenance programs, and strategies to prevent future abuse can be discussed.

Personality Disorders

Patients with cancer may have a pre-existing personality disorder, which can be exacerbated by the stress of cancer and its treatment.²⁶² When a personality disorder is suspected, the patient should be evaluated by a mental health professional, and safety and decision-making capacity should be assessed. If possible, any medication or other factors that could be aggravating the condition should be modified. A coordinated behavioral, psychological, and medical treatment plan, with or without medication, should be developed with the health care team.

Schizophrenia Spectrum and Other Psychotic Disorders

Psychotic disorders include hallucinations, delusions, and/or thought disorders; patients with recurrent psychotic episodes are considered to have a schizophrenia spectrum disorder. Schizophrenia spectrum and other psychotic disorders can exist as comorbidities in patients with cancer and can also be caused or exacerbated by cancer and its associated stress and treatment. In particular, steroids or steroid withdrawal can induce psychosis, which may be relieved by modifying dose or changing steroid choice.^{263,264} When a patient in a long-term psychiatric facility develops cancer, there is a need for coordination of care between the psychiatric facility and the inpatient cancer facility. Special attention should be paid to the transition of a psychiatric patient

who needs inpatient oncology care. The issues around continuation of psychotropic medications, when they must be stopped for surgery or chemotherapy and when they should be restarted, are important issues in total care. Evaluation for any active signs of psychosis should be considered when someone with a history of schizophrenia or a psychotic disorder is diagnosed with cancer.

When a psychotic episode occurs in a patient with cancer, differential diagnoses must be ruled out. Delirium is often confused with psychotic disorder and is much more common; dementia, depressive and bipolar-related disorders, and substance abuse/withdrawal should also be considered. When psychotic disorder or schizophrenia spectrum disorder is diagnosed, several interventions can be considered: 1) anti-psychotic medication; 2) medication for mood; 3) transfer to a psychiatric unit/hospital; or 4) electroconvulsive therapy (ECT) for psychotic depression/mania or catatonia. In ECT, electrical currents are passed through the brain in a controlled fashion, inducing a brief seizure. ECT appears to be an effective treatment of psychotic depression, mania, catatonia, and other psychiatric disorders.²⁶⁵⁻²⁶⁹

Although the use of ECT in cancer has not been well studied, several case studies suggest that it can be safe and effective.²⁷⁰⁻²⁷⁴ Anti-psychotics may need to be urgently administered if there is risk to self, others, or the environment.

Social Work and Counseling Services

Social work and counseling services are recommended when a patient has a psychosocial or practical problem. Practical problems are illness-related concerns; concrete needs (eg, housing, food, financial assistance, help with activities of daily living, transportation); employment, school, or career concerns; cultural or language issues;

and caregiver availability. The guidelines outline interventions that vary according to the severity of the problem.

Psychosocial problems are adjustment to illness; family conflicts and social isolation; difficulties in decision making; quality-of-life issues; concerns about advance directives; domestic abuse and neglect; poor coping or communication skills; concerns about functional changes (eg, body image, sexuality); and issues pertaining to end of life and bereavement (including cultural and caregiver concerns).

Social workers intervene in mild psychosocial problems by using patient and family education, support groups, and/or sex or grief counseling and by suggesting available local resources. For moderate to severe psychosocial problems, counseling and psychotherapy are used (including sex and grief counseling); community resources are mobilized; problem solving is taught; and advocacy, education, and protective services are made available.

Spiritual and Chaplaincy Care

Religiousness and spirituality are positively associated with mental health in patients with cancer,²⁷⁵ and attendance at religious services is associated with lower cancer-related mortality.²⁷⁶ Many patients use their religious and spiritual resources to cope with illness²⁷⁷; many cite prayer as a major help. In addition, the diagnosis of cancer can cause an existential crisis, making spiritual support of critical importance. Balboni et al²⁷⁸ surveyed 230 patients with advanced cancer treated at multiple institutions who had failed to respond to first-line chemotherapy. The majority of patients (88%) considered religion as somewhat or very important. Nearly half of the patients (47%) reported receiving very minimal or no support at all from their religious community, and 72% reported receiving little or no support from their medical system.²⁷⁸ Importantly, patients receiving spiritual support

reported a higher quality of life. Religiousness and spiritual support have also been associated with improved satisfaction with medical care. Astrow et al²⁷⁹ found that 73% of patients with cancer had spiritual needs, and that patients whose spiritual needs were not met reported lower quality of care and lower satisfaction with their care. A multi-institution study of 75 patients with cancer and 339 oncologists and nurses (the Religion and Spirituality in Cancer Care Study) found that spiritual care had a positive effect on patient-provider relationships and the emotional well-being of patients.²⁸⁰ However, a survey conducted in 2006 through 2009 found that most patients with advanced cancer never receive spiritual care from their oncology team.²⁸¹

A short psycho-spiritual curriculum that encourages self-forgiveness, self-acceptance, self-improvement, and commitment through prayer/meditation, reflection, and expressive writing was developed, and effects were assessed in an RCT (N = 83).²⁸² The intervention impacted self-forgiving feelings and actions, self-acceptance, self-improvement, and pessimism in the expected directions. Another RCT examining the effects of a multidisciplinary intervention including a spiritual module showed that spiritual quality of life was improved at post-intervention, but not at long-term follow-up (N = 131).²⁸³

The panel has included chaplaincy care as part of psychosocial services. All patients should be referred to a chaplaincy professional when their problems are spiritual or religious in nature or when they request it. The panel identified 11 issues related to illness for which people often seek chaplaincy services. A treatment guideline is available for each of these issues: grief, concerns about death and the afterlife, conflicted or challenged belief systems, loss of faith, concerns with meaning and purpose of life, concerns about relationship with deity, isolation from the religious community, guilt, hopelessness, conflict between beliefs and recommended treatments, and ritual needs.

The certified chaplain evaluates the problem and may offer spiritual or philosophical reading materials, spiritual advice and guidance, prayer, and/or rituals. For patients who are members of a religious community, the certified chaplain could also serve as a liaison between the patient and the religious community or assist the patient to access spiritual resources. Some patients may be referred to a counseling or mental health professional if the problems indicate a need for more than spiritual counseling. In addition, patients whose concerns are not allayed may be referred for mental health evaluation while continuing to receive spiritual counseling if they wish. In particular, patients who experience guilt or hopelessness should also be evaluated by mental health professionals for further assessment since they may also have severe depressive symptoms or suicidal ideations. A palliative/supportive care consultation can also be important for patients who express hopelessness.

A consensus conference on improving the quality of spiritual care as a dimension of palliative care was held in February 2009. The report from this conference provides recommendations for health care professionals on the integration of spiritual care into the patient's overall treatment plan.²⁸⁴ The inclusion of a certified chaplain on the interdisciplinary team is critical for the implementation of spiritual care into routine clinical practice.

The following guidelines on religion and spirituality in cancer care may be useful for clinicians and patients:

- National Consensus Project Clinical Practice Guidelines for Quality Palliative Care, Third Edition, 2013. These guidelines provide a framework to acknowledge the patient's religious and spiritual needs in a clinical setting. Spiritual, religious, and existential aspects of care are included as 1 of the 8 clinical practice domains in these guidelines:

http://www.nationalconsensusproject.org/NCP_Clinical_Practice_Guidelines_3rd_Edition.pdf.

- The National Cancer Institute's comprehensive cancer information database (PDQ®) has information on "Spirituality in Cancer Care" for patients:
<http://www.cancer.gov/cancertopics/pdq/supportivecare/spirituality/Patient> and for health care professionals:
<http://www.cancer.gov/cancertopics/pdq/supportivecare/spirituality/HealthProfessional>.

Oncologist Burnout

The stress and demands of treating patients with cancer and making life and death decisions daily often cause psychologic distress for oncologists. This distress can in turn cause depression, anxiety, and fatigue. It can also cause moral distress, compassion fatigue, and/or burnout. Burnout, characterized by a lack of enthusiasm for work, feelings of cynicism, and a low sense of personal accomplishment with work, occurs in as many as 28% to 45% of oncologists.²⁸⁵⁻²⁸⁷ Burnout can affect patient care, physician-patient relationships, and personal relationships and can lead to substance abuse and even suicide. Strategies for avoiding and reducing burnout include training in self-care, personal wellness, mindful meditation, and behavioral change by medical schools, residency programs, hospitals, and private practices.^{285,288} Organizational strategies can also create a culture that is less stressful and less conducive to oncologist burnout.

The *Journal of Clinical Oncology* Special Series on Psychosocial Care in Cancer

In April 2012, the *Journal of Clinical Oncology* published a Special Series on psychosocial care (<http://jco.ascopubs.org/content/30/11.toc>), demonstrating that this topic is now getting the attention it has so long

deserved. The Special Series includes a review by Jacobsen and Wagner that describes how the new standard of psychosocial care, the development of clinical practice guidelines for psychosocial care such as these NCCN Guidelines, and the establishment of indicators to measure the quality of psychosocial care can help increase the number of patients with cancer receiving psychosocial care.²⁸⁹ Integral to the successful integration of psychosocial care into routine cancer care is a distress screening program. In the Special Series, Carlson et al⁷¹ present their recommendations for implementing such a program, and Fann et al⁷² discuss the organizational challenges of this new integrated care model, with a focus on the collaborative care service model.

Research on psychosocial care in cancer treatment has expanded greatly in recent years. This fact attests to the growing awareness of the importance of the topic, both by health care professionals and by the public.²⁹⁰ The Special Series includes reviews of evidence-based interventions for 3 common psychosocial problems in patients with cancer: depression, anxiety, and delirium.^{232,253,260}

Worries and concerns about cancer do not necessarily end with the end of acute care. The Special Series thus also includes articles addressing the psychosocial needs of AYA and adult cancer survivors.^{291,292} An article on the psychosocial needs of caregivers is also included.²⁹³

In addition, an article was included on oncologist burnout.²⁸⁵ The Special Series concludes with a review and meta-analysis of studies that provide evidence for the development of an appropriate curriculum for communication skills training of oncologists.¹⁵³ Patient benefit from such training (ex, better adherence to treatment) has yet to be demonstrated.

Summary

Psychosocial care is increasingly being recognized as an integral component of the clinical management of patients with cancer. Treating distress in cancer benefits the patients, their families/caregivers, and the treating staff and helps improve the efficiency of clinic operations. For patients with cancer, integration of mental health and medical services is critically important. Spirituality and religion also play an important role for many patients with cancer in coping with the diagnosis and the illness.

The NCCN Guidelines for Distress Management recommend that each new patient be rapidly assessed in the office or clinic waiting room for evidence of distress using the DT and Problem List as an initial rough screen.²⁹⁴ A score of 4 or greater on the DT should trigger further evaluation by the oncologist or nurse and referral to a psychosocial service, if needed. The choice of which psychological service is needed is dependent on the problem areas specified on the Problem List. Patients with practical and psychosocial problems should be referred to social workers; those with emotional or psychological problems should be referred to mental health professionals including social workers; and spiritual concerns should be referred to certified chaplains.

Health care contracts often allow these services to “fall through the cracks” by failing to reimburse for them through either behavioral health or medical insurance. Reimbursement for services to treat psychosocial distress must be included in medical health care contracts to prevent fragmentation of mental health services for the medically ill. Outcomes research studies that include quality-of-life assessment and analysis of cost-effectiveness are needed to help make this a reality.

The primary oncology team members (oncologist, nurse, and social worker) are central to making this model work. It is critical for at least



NCCN Guidelines Version 2.2016 Distress Management

one team member to be familiar with the mental health, psychosocial, and chaplaincy services available in the institution and the community. A list of the names and phone numbers for these resources should be kept in all oncology clinics and should be updated frequently.

Education of patients and families is equally important to encourage them to recognize that control of distress is an integral part of their total cancer care.

References

1. Siegel RL, Miller KD, Jemal A. Cancer statistics, 2015. *CA Cancer J Clin* 2015;65:5-29. Available at: <http://www.ncbi.nlm.nih.gov/pubmed/25559415>.
2. U.S. National Library of Medicine-Key MEDLINE® Indicators. Available at: http://www.nlm.nih.gov/bsd/bsd_key.html. Accessed July 24, 2014.
3. Cleeland CS, Bennett GJ, Dantzer R, et al. Are the symptoms of cancer and cancer treatment due to a shared biologic mechanism? A cytokine-immunologic model of cancer symptoms. *Cancer* 2003;97:2919-2925. Available at: <http://www.ncbi.nlm.nih.gov/pubmed/12767108>.
4. Dantzer R, O'Connor JC, Freund GG, et al. From inflammation to sickness and depression: when the immune system subjugates the brain. *Nat Rev Neurosci* 2008;9:46-56. Available at: <http://www.ncbi.nlm.nih.gov/pubmed/18073775>.
5. Miller K, Massie MJ. Depression and anxiety. *Cancer J* 2006;12:388-397. Available at: <http://www.ncbi.nlm.nih.gov/pubmed/17034675>.
6. Reiche EM, Nunes SO, Morimoto HK. Stress, depression, the immune system, and cancer. *Lancet Oncol* 2004;5:617-625. Available at: <http://www.ncbi.nlm.nih.gov/pubmed/15465465>.
7. Traeger L, Cannon S, Keating NL, et al. Race by sex differences in depression symptoms and psychosocial service use among non-Hispanic black and white patients with lung cancer. *J Clin Oncol* 2014;32:107-113. Available at: <http://www.ncbi.nlm.nih.gov/pubmed/24323033>.
8. Zabora J, BrintzenhofeSzoc K, Curbow B, et al. The prevalence of psychological distress by cancer site. *Psychooncology* 2001;10:19-28. Available at: <http://www.ncbi.nlm.nih.gov/pubmed/11180574>.
9. Carlsen K, Jensen AB, Jacobsen E, et al. Psychosocial aspects of lung cancer. *Lung Cancer* 2005;47:293-300. Available at: <http://www.ncbi.nlm.nih.gov/pubmed/15713512>.
10. Derogatis LR, Morrow GR, Fetting J, et al. The prevalence of psychiatric disorders among cancer patients. *JAMA* 1983;249:751-757. Available at: <http://www.ncbi.nlm.nih.gov/pubmed/6823028>.
11. Hegel MT, Moore CP, Collins ED, et al. Distress, psychiatric syndromes, and impairment of function in women with newly diagnosed breast cancer. *Cancer* 2006;107:2924-2931. Available at: <http://www.ncbi.nlm.nih.gov/pubmed/17103381>.
12. Spiegel D, Giese-Davis J. Depression and cancer: mechanisms and disease progression. *Biol Psychiatry* 2003;54:269-282. Available at: <http://www.ncbi.nlm.nih.gov/pubmed/12893103>.
13. Holland JC, Alici Y. Management of distress in cancer patients. *J Support Oncol* 2010;8:4-12. Available at: <http://www.ncbi.nlm.nih.gov/pubmed/20235417>.
14. Linden W, Vodermaier A, Mackenzie R, Greig D. Anxiety and depression after cancer diagnosis: prevalence rates by cancer type, gender, and age. *J Affect Disord* 2012;141:343-351. Available at: <http://www.ncbi.nlm.nih.gov/pubmed/22727334>.
15. Massie MJ. Prevalence of Depression in Patients With Cancer. *J Natl Cancer Inst Monogr* 2004:57-71. Available at: <http://www.ncbi.nlm.nih.gov/pubmed/15263042>.
16. Funk R, Cisneros C, Williams RC, et al. What happens after distress screening? Patterns of supportive care service utilization among oncology patients identified through a systematic screening protocol. *Support Care Cancer* 2016;24:2861-2868. Available at: <http://www.ncbi.nlm.nih.gov/pubmed/26838023>.
17. Krebber AM, Jansen F, Cuijpers P, et al. Screening for psychological distress in follow-up care to identify head and neck



cancer patients with untreated distress. Support Care Cancer 2016;24:2541-2548. Available at:
<http://www.ncbi.nlm.nih.gov/pubmed/26694718>.

18. Mitchell AJ, Chan M, Bhatti H, et al. Prevalence of depression, anxiety, and adjustment disorder in oncological, haematological, and palliative-care settings: a meta-analysis of 94 interview-based studies. Lancet Oncol 2011;12:160-174. Available at:
<http://www.ncbi.nlm.nih.gov/pubmed/21251875>.

19. Partridge AH, Wang PS, Winer EP, Avorn J. Nonadherence to adjuvant tamoxifen therapy in women with primary breast cancer. J Clin Oncol 2003;21:602-606. Available at:
<http://www.ncbi.nlm.nih.gov/pubmed/12586795>.

20. DiMatteo MR, Lepper HS, Croghan TW. Depression is a risk factor for noncompliance with medical treatment: meta-analysis of the effects of anxiety and depression on patient adherence. Arch Intern Med 2000;160:2101-2107. Available at:
<http://www.ncbi.nlm.nih.gov/pubmed/10904452>.

21. Bultz BD, Holland JC. Emotional distress in patients with cancer: the sixth vital sign. Commun Oncol 2006;3:311-314. Available at:
<http://www.communityoncology.net/co/journal/articles/0305311.pdf>.

22. Carlson LE, Bultz BD. Efficacy and medical cost offset of psychosocial interventions in cancer care: making the case for economic analyses. Psychooncology 2004;13:837-849; discussion 850-836. Available at: <http://www.ncbi.nlm.nih.gov/pubmed/15578622>.

23. Brown KW, Levy AR, Rosberger Z, Edgar L. Psychological distress and cancer survival: a follow-up 10 years after diagnosis. Psychosom Med 2003;65:636-643. Available at:
<http://www.ncbi.nlm.nih.gov/pubmed/12883115>.

24. Kissane D. Beyond the psychotherapy and survival debate: the challenge of social disparity, depression and treatment adherence in

psychosocial cancer care. Psychooncology 2009;18:1-5. Available at:
<http://www.ncbi.nlm.nih.gov/pubmed/19097139>.

25. Pirl WF, Greer JA, Traeger L, et al. Depression and survival in metastatic non-small-cell lung cancer: effects of early palliative care. J Clin Oncol 2012;30:1310-1315. Available at:
<http://www.ncbi.nlm.nih.gov/pubmed/22430269>.

26. Carmack CL, Basen-Engquist K, Gritz ER. Survivors at higher risk for adverse late outcomes due to psychosocial and behavioral risk factors. Cancer Epidemiol Biomarkers Prev 2011;20:2068-2077. Available at: <http://www.ncbi.nlm.nih.gov/pubmed/21980014>.

27. Carlson LE, Bultz BD. Cancer distress screening. Needs, models, and methods. J Psychosom Res 2003;55:403-409. Available at:
<http://www.ncbi.nlm.nih.gov/pubmed/14581094>.

28. Zabora JR. Screening procedures for psychosocial distress. In: Holland JC, Breitbart W, Jacobsen PB, et al, eds. Psycho oncology. New York, NY: Oxford University Press; 1998:653-661.

29. Carlson LE, Groff SL, Maciejewski O, Bultz BD. Screening for distress in lung and breast cancer outpatients: a randomized controlled trial. J Clin Oncol 2010;28:4884-4891. Available at:
<http://www.ncbi.nlm.nih.gov/pubmed/20940193>.

30. Mustafa M, Carson-Stevens A, Gillespie D, Edwards AG. Psychological interventions for women with metastatic breast cancer. Cochrane Database Syst Rev 2013;6:Cd004253. Available at:
<http://www.ncbi.nlm.nih.gov/pubmed/23737397>.

31. Spiegel D. Mind matters in cancer survival. Psychooncology 2012;21:588-593. Available at:
<http://www.ncbi.nlm.nih.gov/pubmed/22438289>.

32. Xia Y, Tong G, Feng R, et al. Psychosocial and behavioral interventions and cancer patient survival again: hints of an adjusted



NCCN Guidelines Version 2.2016 Distress Management

meta-analysis. Integr Cancer Ther 2014;13:301-309. Available at: <http://www.ncbi.nlm.nih.gov/pubmed/24613928>.

33. Kadan-Lottick NS, Vanderwerker LC, Block SD, et al. Psychiatric disorders and mental health service use in patients with advanced cancer: a report from the coping with cancer study. Cancer 2005;104:2872-2881. Available at: <http://www.ncbi.nlm.nih.gov/pubmed/16284994>.

34. Sharpe M, Strong V, Allen K, et al. Major depression in outpatients attending a regional cancer centre: screening and unmet treatment needs. Br J Cancer 2004;90:314-320. Available at: <http://www.ncbi.nlm.nih.gov/pubmed/14735170>.

35. Fallowfield L, Ratcliffe D, Jenkins V, Saul J. Psychiatric morbidity and its recognition by doctors in patients with cancer. Br J Cancer 2001;84:1011-1015. Available at: <http://www.ncbi.nlm.nih.gov/pubmed/11308246>.

36. Holland JC. American Cancer Society Award lecture. Psychological care of patients: psycho-oncology's contribution. J Clin Oncol 2003;21:253s-265s. Available at: <http://www.ncbi.nlm.nih.gov/pubmed/14645405>.

37. Fitchett G, Handzo G. Spiritual assessment, screening, and intervention. In: Holland JC, ed. Psycho Oncology. New York: Oxford University Press; 1998:790-808.

38. Holland JC, Greenberg DB, Hughes MK. Quick Reference for Oncology Clinicians: The Psychiatric and Psychological Dimensions of Cancer Symptom Management Oncology IPOS press; 2006.

39. Adler NE, Page NEK. Institute of Medicine (IOM). 2008. Cancer Care for the Whole Patient: Meeting Psychosocial Health Needs. 2008. Available at: <http://www.iom.edu/Reports/2007/Cancer-Care-for-the-Whole-Patient-Meeting-Psychosocial-Health-Needs.aspx>.

40. Jacobsen PB, Jim HS. Psychosocial interventions for anxiety and depression in adult cancer patients: achievements and challenges. CA Cancer J Clin 2008;58:214-230. Available at: <http://www.ncbi.nlm.nih.gov/pubmed/18558664>.

41. Holland JC, Lazenby M, Loscalzo MJ. Was there a patient in your clinic today who was distressed? J Natl Compr Canc Netw 2015;13:1054-1056. Available at: <https://www.ncbi.nlm.nih.gov/pubmed/26358788>.

42. Bultz BD, Carlson LE. Emotional distress: the sixth vital sign in cancer care. J Clin Oncol 2005;23:6440-6441. Available at: <http://www.ncbi.nlm.nih.gov/pubmed/16155033>.

43. Pirl WF, Fann JR, Greer JA, et al. Implementing screening for distress: the joint position statement from the American Psychosocial Oncology Society, Association of Oncology Social Work, and Oncology Nursing Society. Oncol Nurs Forum 2013;40:423-424. Available at: <http://www.ncbi.nlm.nih.gov/pubmed/23989013>.

44. Pirl WF, Fann JR, Greer JA, et al. Recommendations for the implementation of distress screening programs in cancer centers: Report from the American Psychosocial Oncology Society (APOS), Association of Oncology Social Work (AOSW), and Oncology Nursing Society (ONS) joint task force. Cancer 2014;120:2946-2954. Available at: <http://www.ncbi.nlm.nih.gov/pubmed/24798107>.

45. Quality improvement guidelines for the treatment of acute pain and cancer pain. American Pain Society Quality of Care Committee. JAMA 1995;274:1874-1880. Available at: <http://www.ncbi.nlm.nih.gov/pubmed/7500539>.

46. McCorkle R, Kirch R, Thiboldeaux K, et al. The alliance for quality psychosocial cancer care: an innovative model for disseminating and improving implementation of national quality care recommendations. J Natl Compr Canc Netw 2014;12:947-951. Available at: <http://www.ncbi.nlm.nih.gov/pubmed/24925203>.



47. Jacobsen PB. Promoting evidence-based psychosocial care for cancer patients. *Psychooncology* 2009;18:6-13. Available at: <http://www.ncbi.nlm.nih.gov/pubmed/19097140>.
48. Neuss MN, Desch CE, McNiff KK, et al. A process for measuring the quality of cancer care: the quality oncology practice initiative. *J Clin Oncol* 2005;23:6233-6239. Available at: <http://www.ncbi.nlm.nih.gov/pubmed/16087948>.
49. Jacobsen PB, Shibata D, Siegel EM, et al. Evaluating the quality of psychosocial care in outpatient medical oncology settings using performance indicators. *Psychooncology* 2011;20:1221-1227. Available at: <https://www.ncbi.nlm.nih.gov/pubmed/20878724>.
50. Jacobson JO, Neuss MN, McNiff KK, et al. Improvement in oncology practice performance through voluntary participation in the Quality Oncology Practice Initiative. *J Clin Oncol* 2008;26:1893-1898. Available at: <http://www.ncbi.nlm.nih.gov/pubmed/18398155>.
51. Blayney DW, McNiff K, Hanauer D, et al. Implementation of the Quality Oncology Practice Initiative at a University Comprehensive Cancer Center. *J Clin Oncol* 2009;27:3802-3807. Available at: <http://www.ncbi.nlm.nih.gov/pubmed/19487377>.
52. Jacobsen PB. Improving psychosocial care in outpatient oncology settings. *J Natl Compr Canc Netw* 2010;8:368-370. Available at: <http://www.ncbi.nlm.nih.gov/pubmed/20410332>.
53. Jacobsen PB, Ransom S. Implementation of NCCN distress management guidelines by member institutions. *J Natl Compr Canc Netw* 2007;5:99-103. Available at: <http://www.ncbi.nlm.nih.gov/pubmed/17239329>.
54. Donovan KA, Jacobsen PB. Progress in the implementation of NCCN guidelines for distress management by member institutions. *J Natl Compr Canc Netw* 2013;11:223-226. Available at: <http://www.ncbi.nlm.nih.gov/pubmed/23411388>.
55. Deshields T, Zebrack B, Kennedy V. The state of psychosocial services in cancer care in the United States. *Psychooncology* 2013;22:699-703. Available at: <http://www.ncbi.nlm.nih.gov/pubmed/22354821>.
56. Malafa MP, Corman MM, Shibata D, et al. The Florida Initiative for Quality Cancer Care: a regional project to measure and improve cancer care. *Cancer Control* 2009;16:318-327. Available at: <https://www.ncbi.nlm.nih.gov/pubmed/19910918>.
57. Jacobsen PB, Lee JH, Fulp W, et al. Florida initiative for quality cancer care: changes in psychosocial quality of care indicators over a 3-year interval. *J Oncol Pract* 2014. Available at: <https://www.ncbi.nlm.nih.gov/pubmed/25352389>.
58. Tavernier SS, Beck SL, Dudley WN. Diffusion of a Distress Management Guideline into practice. *Psychooncology* 2013;22(10):2332-2338. Available at: <http://www.ncbi.nlm.nih.gov/pubmed/23712894>.
59. Lazenby M, Ercolano E, Grant M, et al. Supporting commission on cancer-mandated psychosocial distress screening with implementation strategies. *J Oncol Pract* 2015;11:e413-420. Available at: <https://www.ncbi.nlm.nih.gov/pubmed/25758447>.
60. Rodriguez MA, Tortorella F, St John C. Improving psychosocial care for improved health outcomes. *J Healthc Qual* 2010;32:3-12. Available at: <http://www.ncbi.nlm.nih.gov/pubmed/20618566>.
61. Frost GW, Zevon MA, Gruber M, Scrivani RA. Use of distress thermometers in an outpatient oncology setting. *Health Soc Work* 2011;36:293-297. Available at: <http://www.ncbi.nlm.nih.gov/pubmed/22308881>.
62. Fulcher CD, Gosselin-Acomb TK. Distress assessment: practice change through guideline implementation. *Clin J Oncol Nurs* 2007;11:817-821. Available at: <http://www.ncbi.nlm.nih.gov/pubmed/18063540>.



63. Hammelef KJ, Friese CR, Breslin TM, et al. Implementing distress management guidelines in ambulatory oncology: a quality improvement project. *Clin J Oncol Nurs* 2014;18 Suppl:31-36. Available at: <http://www.ncbi.nlm.nih.gov/pubmed/24480661>.
64. Hammonds LS. Implementing a distress screening instrument in a university breast cancer clinic: a quality improvement project. *Clin J Oncol Nurs* 2012;16:491-494. Available at: <http://www.ncbi.nlm.nih.gov/pubmed/23022932>.
65. Hendrick SS, Cobos E. Practical model for psychosocial care. *J Oncol Pract* 2010;6:34-36. Available at: <http://www.ncbi.nlm.nih.gov/pubmed/20539730>.
66. Loscalzo M, Clark KL, Holland J. Successful strategies for implementing biopsychosocial screening. *Psychooncology* 2011;20:455-462. Available at: <http://www.ncbi.nlm.nih.gov/pubmed/21456059>.
67. Mehta A, Hamel M. The development and impact of a new Psychosocial Oncology Program. *Support Care Cancer* 2011;19:1873-1877. Available at: <http://www.ncbi.nlm.nih.gov/pubmed/21681386>.
68. Wagner LI, Spiegel D, Pearman T. Using the science of psychosocial care to implement the new american college of surgeons commission on cancer distress screening standard. *J Natl Compr Canc Netw* 2013;11:214-221. Available at: <http://www.ncbi.nlm.nih.gov/pubmed/23411387>.
69. Deshields T, Kracen A, Nanna S, Kimbro L. Psychosocial staffing at National Comprehensive Cancer Network member institutions: data from leading cancer centers. *Psychooncology* 2016;25:164-169. Available at: <https://www.ncbi.nlm.nih.gov/pubmed/25963109>.
70. Zebrack B, Kayser K, Padgett L, et al. Institutional capacity to provide psychosocial oncology support services: A report from the Association of Oncology Social Work. *Cancer* 2016;122:1937-1945. Available at: <https://www.ncbi.nlm.nih.gov/pubmed/27070342>.
71. Carlson LE, Waller A, Mitchell AJ. Screening for distress and unmet needs in patients with cancer: review and recommendations. *J Clin Oncol* 2012;30:1160-1177. Available at: <http://www.ncbi.nlm.nih.gov/pubmed/22412146>.
72. Fann JR, Ell K, Sharpe M. Integrating psychosocial care into cancer services. *J Clin Oncol* 2012;30:1178-1186. Available at: <http://www.ncbi.nlm.nih.gov/pubmed/22412139>.
73. Lazenby M. The international endorsement of US distress screening and psychosocial guidelines in oncology: a model for dissemination. *J Natl Compr Canc Netw* 2014;12:221-227. Available at: <http://www.ncbi.nlm.nih.gov/pubmed/24586084>.
74. Lowery AE, Holland JC. Screening cancer patients for distress: guidelines for routine implementation. *Community Oncology* 2011;8:502-505. Available at: http://www.oncologypractice.com/fileadmin/content_images/co/articles/0811502.pdf.
75. Glasgow RE, Vinson C, Chambers D, et al. National Institutes of Health approaches to dissemination and implementation science: current and future directions. *Am J Public Health* 2012;102:1274-1281. Available at: <http://www.ncbi.nlm.nih.gov/pubmed/22594758>.
76. Bultz BD, Groff SL, Fitch M, et al. Implementing screening for distress, the 6th vital sign: a Canadian strategy for changing practice. *Psychooncology* 2011;20:463-469. Available at: <http://www.ncbi.nlm.nih.gov/pubmed/21456060>.
77. Dolbeault S, Boistard B, Meuric J, et al. Screening for distress and supportive care needs during the initial phase of the care process: a qualitative description of a clinical pilot experiment in a French cancer center. *Psychooncology* 2011;20:585-593. Available at: <http://www.ncbi.nlm.nih.gov/pubmed/21425386>.
78. Grassi L, Rossi E, Caruso R, et al. Educational intervention in cancer outpatient clinics on routine screening for emotional distress: an



observational study. *Psychooncology* 2011;20:669-674. Available at: <http://www.ncbi.nlm.nih.gov/pubmed/21370316>.

79. Mitchell AJ. Pooled results from 38 analyses of the accuracy of distress thermometer and other ultra-short methods of detecting cancer-related mood disorders. *J Clin Oncol* 2007;25:4670-4681. Available at: <http://www.ncbi.nlm.nih.gov/pubmed/17846453>.

80. Zabora J, BrintzenhofeSzoc K, Jacobsen P, et al. A new psychosocial screening instrument for use with cancer patients. *Psychosomatics* 2001;42:241-246. Available at: <http://www.ncbi.nlm.nih.gov/pubmed/11351113>.

81. Zigmond AS, Snaith RP. The hospital anxiety and depression scale. *Acta Psychiatr Scand* 1983;67:361-370. Available at: <http://www.ncbi.nlm.nih.gov/pubmed/6880820>.

82. Braeken AP, Lechner L, Eekers DB, et al. Does routine psychosocial screening improve referral to psychosocial care providers and patient-radiotherapist communication? A cluster randomized controlled trial. *Patient Educ Couns* 2013;93:289-297. Available at: <https://www.ncbi.nlm.nih.gov/pubmed/23992914>.

83. Watson L, Groff S, Tamagawa R, et al. Evaluating the impact of provincial implementation of screening for distress on quality of life, symptom reports, and psychosocial well-being in patients with cancer. *J Natl Compr Canc Netw* 2016;14:164-172. Available at: <https://www.ncbi.nlm.nih.gov/pubmed/26850486>.

84. Mitchell AJ, Kaar S, Coggan C, Herdman J. Acceptability of common screening methods used to detect distress and related mood disorders—preferences of cancer specialists and non-specialists. *Psychooncology* 2008;17:226-236. Available at: <http://www.ncbi.nlm.nih.gov/pubmed/17575565>.

85. Mitchell AJ. Short screening tools for cancer-related distress: a review and diagnostic validity meta-analysis. *J Natl Compr CancNetw*

2010;8:487-494. Available at: <http://www.ncbi.nlm.nih.gov/pubmed/20410338>.

86. Berry DL, Hong F, Halpenny B, et al. Electronic self-report assessment for cancer and self-care support: results of a multicenter randomized trial. *J Clin Oncol* 2014;32:199-205. Available at: <http://www.ncbi.nlm.nih.gov/pubmed/24344222>.

87. Carlson LE, Waller A, Groff SL, et al. Online screening for distress, the 6th vital sign, in newly diagnosed oncology outpatients: randomised controlled trial of computerised vs personalised triage. *Br J Cancer* 2012;107:617-625. Available at: <http://www.ncbi.nlm.nih.gov/pubmed/22828610>.

88. Loscalzo M, Clark K, Dillehunt J, et al. SupportScreen: a model for improving patient outcomes. *J Natl Compr Canc Netw* 2010;8:496-504. Available at: <http://www.jnccn.org/content/8/4/496.abstract>.

89. Lundy JJ, Coons SJ, Aaronson NK. Testing the measurement equivalence of paper and interactive voice response system versions of the EORTC QLQ-C30. *Qual Life Res* 2014;23:229-237. Available at: <https://www.ncbi.nlm.nih.gov/pubmed/23765449>.

90. Miller MF, Buzaglo JS, Clark KL, et al. Demonstrating the psychometric properties of a problem-related distress screener in a community sample of 319 cancer survivors. *Psychooncology* 2013;22:1249-1257. Available at: <http://www.ncbi.nlm.nih.gov/pubmed/22736627>.

91. Mitchell AJ, Meader N, Davies E, et al. Meta-analysis of screening and case finding tools for depression in cancer: evidence based recommendations for clinical practice on behalf of the Depression in Cancer Care consensus group. *J Affect Disord* 2012;140:149-160. Available at: <http://www.ncbi.nlm.nih.gov/pubmed/22633127>.

92. Wells-Di Gregorio S, Porensky EK, Minotti M, et al. The James Supportive Care Screening: integrating science and practice to meet the NCCN guidelines for distress management at a Comprehensive Cancer

Center. *Psychooncology* 2013;22:2001-2008. Available at: <http://www.ncbi.nlm.nih.gov/pubmed/23436568>.

93. Meijer A, Roseman M, Delisle VC, et al. Effects of screening for psychological distress on patient outcomes in cancer: a systematic review. *J Psychosom Res* 2013;75:1-17. Available at: <http://www.ncbi.nlm.nih.gov/pubmed/23751231>.

94. Bultz BD, Carlson LE. A commentary on 'effects of screening for psychological distress on patient outcomes in cancer: a systematic review'. *J Psychosom Res* 2013;75:18-19. Available at: <http://www.ncbi.nlm.nih.gov/pubmed/23751232>.

95. Hollingworth W, Metcalfe C, Mancero S, et al. Are needs assessments cost effective in reducing distress among patients with cancer? A randomized controlled trial using the Distress Thermometer and Problem List. *J Clin Oncol* 2013;31:3631-3638. Available at: <http://www.ncbi.nlm.nih.gov/pubmed/24002506>.

96. Carlson LE. Screening alone is not enough: the importance of appropriate triage, referral, and evidence-based treatment of distress and common problems. *J Clin Oncol* 2013;31:3616-3617. Available at: <http://www.ncbi.nlm.nih.gov/pubmed/24002494>.

97. Carlson LE, Waller A, Groff SL, Bultz BD. Screening for distress, the sixth vital sign, in lung cancer patients: effects on pain, fatigue, and common problems--secondary outcomes of a randomized controlled trial. *Psychooncology* 2013;22:1880-1888. Available at: <http://www.ncbi.nlm.nih.gov/pubmed/23147718>.

98. Mitchell AJ. Screening for cancer-related distress: when is implementation successful and when is it unsuccessful? *Acta Oncol* 2013;52:216-224. Available at: <http://www.ncbi.nlm.nih.gov/pubmed/23320770>.

99. Braeken AP, Kempen GI, Eekers DB, et al. Psychosocial screening effects on health-related outcomes in patients receiving radiotherapy. A

cluster randomised controlled trial. *Psychooncology* 2013;22:2736-2746. Available at: <https://www.ncbi.nlm.nih.gov/pubmed/23824561>.

100. Akizuki N, Akechi T, Nakanishi T, et al. Development of a brief screening interview for adjustment disorders and major depression in patients with cancer. *Cancer* 2003;97:2605-2613. Available at: <http://www.ncbi.nlm.nih.gov/pubmed/12733160>.

101. Chambers SK, Zajdlewicz L, Youlden DR, et al. The validity of the distress thermometer in prostate cancer populations. *Psychooncology* 2014;23:195-203. Available at: <http://www.ncbi.nlm.nih.gov/pubmed/24027194>.

102. Dabrowski M, Boucher K, Ward JH, et al. Clinical experience with the NCCN distress thermometer in breast cancer patients. *J Natl Compr Canc Netw* 2007;5:104-111. Available at: <http://www.ncbi.nlm.nih.gov/pubmed/17239330>.

103. Deng YT, Zhong WN, Jiang Y. Measurement of distress and its alteration during treatment in patients with nasopharyngeal carcinoma. *Head Neck* 2014;36:1077-1086. Available at: <http://www.ncbi.nlm.nih.gov/pubmed/23804505>.

104. Grassi L, Johansen C, Annunziata MA, et al. Screening for distress in cancer patients: a multicenter, nationwide study in Italy. *Cancer* 2013;119:1714-1721. Available at: <http://www.ncbi.nlm.nih.gov/pubmed/23423789>.

105. Hoffman BM, Zevon MA, D'Arrigo MC, Cecchini TB. Screening for distress in cancer patients: the NCCN rapid-screening measure. *Psychooncology* 2004;13:792-799. Available at: <http://www.ncbi.nlm.nih.gov/pubmed/15386639>.

106. Iskandarsyah A, de Klerk C, Suardi DR, et al. The Distress Thermometer and its validity: a first psychometric study in Indonesian women with breast cancer. *PLoS One* 2013;8:e56353. Available at: <http://www.ncbi.nlm.nih.gov/pubmed/23418561>.



107. Jacobsen PB, Donovan KA, Trask PC, et al. Screening for psychologic distress in ambulatory cancer patients. *Cancer* 2005;103:1494-1502. Available at:

<http://www.ncbi.nlm.nih.gov/pubmed/15726544>.

108. Lim HA, Mahendran R, Chua J, et al. The Distress Thermometer as an ultra-short screening tool: a first validation study for mixed-cancer outpatients in Singapore. *Compr Psychiatry* 2014;55:1055-1062.

Available at: <http://www.ncbi.nlm.nih.gov/pubmed/24556515>.

109. Martinez P, Galdon MJ, Andreu Y, Ibanez E. The Distress Thermometer in Spanish cancer patients: convergent validity and diagnostic accuracy. *Support Care Cancer* 2013;21:3095-3102.

Available at: <http://www.ncbi.nlm.nih.gov/pubmed/23832312>.

110. Patrick-Miller LJ, Broccoli TL, Much JK, Levine E. Validation of the Distress Thermometer: A single item screen to detect clinically significant psychological distress in ambulatory oncology patients [abstract]. *J Clin Oncol* 2004;22 (Suppl_14):6024. Available at:

http://meeting.jco.org/cgi/content/abstract/22/14_suppl/6024.

111. Roth AJ, Kornblith AB, Batel-Copel L, et al. Rapid screening for psychologic distress in men with prostate carcinoma: a pilot study. *Cancer* 1998;82:1904-1908. Available at:

<http://www.ncbi.nlm.nih.gov/pubmed/9587123>.

112. Thalen-Lindstrom A, Larsson G, Hellbom M, et al. Validation of the Distress Thermometer in a Swedish population of oncology patients; accuracy of changes during six months. *Eur J Oncol Nurs* 2013;17:625-631. Available at: <http://www.ncbi.nlm.nih.gov/pubmed/23343788>.

113. Wang Y, Zou L, Jiang M, et al. Measurement of distress in Chinese inpatients with lymphoma. *Psychooncology* 2013;22:1581-1586.

Available at: <http://www.ncbi.nlm.nih.gov/pubmed/22936310>.

114. Zwahlen D, Hagenbuch N, Carley MI, et al. Screening cancer patients' families with the distress thermometer (DT): a validation study.

Psychooncology 2008;17:959-966. Available at:

<http://www.ncbi.nlm.nih.gov/pubmed/18203146>.

115. Lotfi-Jam K, Gough K, Schofield P, Aranda S. Profile and predictors of global distress: can the DT guide nursing practice in prostate cancer? *Palliat Support Care* 2014;12:5-14. Available at:

<https://www.ncbi.nlm.nih.gov/pubmed/23919955>.

116. Graves KD, Arnold SM, Love CL, et al. Distress screening in a multidisciplinary lung cancer clinic: prevalence and predictors of clinically significant distress. *Lung Cancer* 2007;55:215-224. Available at:

<http://www.ncbi.nlm.nih.gov/pubmed/17084483>.

117. Tuinman MA, Gazendam-Donofrio SM, Hoekstra-Weebers JE. Screening and referral for psychosocial distress in oncologic practice: use of the Distress Thermometer. *Cancer* 2008;113:870-878. Available at:

<http://www.ncbi.nlm.nih.gov/pubmed/18618581>.

118. Ransom S, Jacobsen PB, Booth-Jones M. Validation of the Distress Thermometer with bone marrow transplant patients.

Psychooncology 2006;15:604-612. Available at:

<http://www.ncbi.nlm.nih.gov/pubmed/16208733>.

119. Trask PC, Paterson A, Riba M, et al. Assessment of psychological distress in prospective bone marrow transplant patients. *Bone Marrow Transplant* 2002;29:917-925. Available at:

<http://www.ncbi.nlm.nih.gov/pubmed/12080358>.

120. Ma X, Zhang J, Zhong W, et al. The diagnostic role of a short screening tool-the distress thermometer: a meta-analysis. *Support Care Cancer* 2014;22:1741-1755. Available at:

<http://www.ncbi.nlm.nih.gov/pubmed/24510195>.

121. Janelins MC, Kohli S, Mohile SG, et al. An update on cancer- and chemotherapy-related cognitive dysfunction: current status. *Semin Oncol* 2011;38:431-438. Available at:

<http://www.ncbi.nlm.nih.gov/pubmed/21600374>.



122. Wefel JS, Vardy J, Ahles T, Schagen SB. International Cognition and Cancer Task Force recommendations to harmonise studies of cognitive function in patients with cancer. *Lancet Oncol* 2011;12:703-708. Available at: <http://www.ncbi.nlm.nih.gov/pubmed/21354373>.

123. Hodgson KD, Hutchinson AD, Wilson CJ, Nettelbeck T. A meta-analysis of the effects of chemotherapy on cognition in patients with cancer. *Cancer Treat Rev* 2013;39:297-304. Available at: <http://www.ncbi.nlm.nih.gov/pubmed/23219452>.

124. de Ruiter MB, Schagen SB. Functional MRI studies in non-CNS cancers. *Brain Imaging Behav* 2013;7:388-408. Available at: <https://www.ncbi.nlm.nih.gov/pubmed/23996156>.

125. Wefel JS, Kesler SR, Noll KR, Schagen SB. Clinical characteristics, pathophysiology, and management of noncentral nervous system cancer-related cognitive impairment in adults. *CA Cancer J Clin* 2015;65:123-138. Available at: <https://www.ncbi.nlm.nih.gov/pubmed/25483452>.

126. Vardy JL, Dhillon HM, Pond GR, et al. Cognitive Function in Patients With Colorectal Cancer Who Do and Do Not Receive Chemotherapy: A Prospective, Longitudinal, Controlled Study. *J Clin Oncol* 2015;33:4085-4092. Available at: <https://www.ncbi.nlm.nih.gov/pubmed/26527785>.

127. Amidi A, Christensen S, Mehlsen M, et al. Long-term subjective cognitive functioning following adjuvant systemic treatment: 7-9 years follow-up of a nationwide cohort of women treated for primary breast cancer. *Br J Cancer* 2015;113:794-801. Available at: <http://www.ncbi.nlm.nih.gov/pubmed/26171932>.

128. Ahles TA, Saykin AJ. Candidate mechanisms for chemotherapy-induced cognitive changes. *Nat Rev Cancer* 2007;7:192-201. Available at: <http://www.ncbi.nlm.nih.gov/pubmed/17318212>.

129. Deprez S, Vandenbulcke M, Peeters R, et al. Longitudinal assessment of chemotherapy-induced alterations in brain activation

during multitasking and its relation with cognitive complaints. *J Clin Oncol* 2014;32:2031-2038. Available at: <http://www.ncbi.nlm.nih.gov/pubmed/24868029>.

130. Ahles TA, Saykin AJ, McDonald BC, et al. Cognitive function in breast cancer patients prior to adjuvant treatment. *Breast Cancer Res Treat* 2008;110:143-152. Available at: <http://www.ncbi.nlm.nih.gov/pubmed/17674194>.

131. Ahles TA, Saykin AJ, McDonald BC, et al. Longitudinal assessment of cognitive changes associated with adjuvant treatment for breast cancer: impact of age and cognitive reserve. *J Clin Oncol* 2010;28:4434-4440. Available at: <http://www.ncbi.nlm.nih.gov/pubmed/20837957>.

132. Wefel JS, Lenzi R, Theriault R, et al. 'Chemobrain' in breast carcinoma?: a prologue. *Cancer* 2004;101:466-475. Available at: <http://www.ncbi.nlm.nih.gov/pubmed/15274059>.

133. Wefel JS, Lenzi R, Theriault RL, et al. The cognitive sequelae of standard-dose adjuvant chemotherapy in women with breast carcinoma: results of a prospective, randomized, longitudinal trial. *Cancer* 2004;100:2292-2299. Available at: <http://www.ncbi.nlm.nih.gov/pubmed/15160331>.

134. McGinty HL, Phillips KM, Jim HS, et al. Cognitive functioning in men receiving androgen deprivation therapy for prostate cancer: a systematic review and meta-analysis. *Support Care Cancer* 2014;22:2271-2280. Available at: <https://www.ncbi.nlm.nih.gov/pubmed/24859915>.

135. Jean-Pierre P, Winters PC, Ahles TA, et al. Prevalence of self-reported memory problems in adult cancer survivors: a national cross-sectional study. *J Oncol Pract* 2012;8:30-34. Available at: <http://www.ncbi.nlm.nih.gov/pubmed/22548008>.

136. Hermelink K, Voigt V, Kaste J, et al. Elucidating pretreatment cognitive impairment in breast cancer patients: the impact of cancer-



related post-traumatic stress. *J Natl Cancer Inst* 2015;107. Available at: <https://www.ncbi.nlm.nih.gov/pubmed/25882713>.

137. Nelson CJ, Nandy N, Roth AJ. Chemotherapy and cognitive deficits: mechanisms, findings, and potential interventions. *Palliat Support Care* 2007;5:273-280. Available at: <http://www.ncbi.nlm.nih.gov/pubmed/17969831>.

138. Ferguson RJ, McDonald BC, Rocque MA, et al. Development of CBT for chemotherapy-related cognitive change: results of a waitlist control trial. *Psychooncology* 2012;21:176-186. Available at: <http://www.ncbi.nlm.nih.gov/pubmed/22271538>.

139. Gehring K, Roukema JA, Sitskoorn MM. Review of recent studies on interventions for cognitive deficits in patients with cancer. *Expert Rev Anticancer Ther* 2012;12:255-269. Available at: <http://www.ncbi.nlm.nih.gov/pubmed/22316373>.

140. Hines S, Ramis MA, Pike S, Chang AM. The effectiveness of psychosocial interventions for cognitive dysfunction in cancer patients who have received chemotherapy: a systematic review. *Worldviews Evid Based Nurs* 2014;11:187-193. Available at: <http://www.ncbi.nlm.nih.gov/pubmed/24842532>.

141. Conklin HM, Khan RB, Reddick WE, et al. Acute neurocognitive response to methylphenidate among survivors of childhood cancer: a randomized, double-blind, cross-over trial. *J Pediatr Psychol* 2007;32:1127-1139. Available at: <http://www.ncbi.nlm.nih.gov/pubmed/17569711>.

142. Davis J, Ahlberg FM, Berk M, et al. Emerging pharmacotherapy for cancer patients with cognitive dysfunction. *BMC Neurol* 2013;13:153. Available at: <http://www.ncbi.nlm.nih.gov/pubmed/24156319>.

143. Gehring K, Patwardhan SY, Collins R, et al. A randomized trial on the efficacy of methylphenidate and modafinil for improving cognitive functioning and symptoms in patients with a primary brain tumor. *J*

Neurooncol 2012;107:165-174. Available at: <http://www.ncbi.nlm.nih.gov/pubmed/21964738>.

144. Kohli S, Fisher SG, Tra Y, et al. The effect of modafinil on cognitive function in breast cancer survivors. *Cancer* 2009;115:2605-2616. Available at: <http://www.ncbi.nlm.nih.gov/pubmed/19309747>.

145. Lundorff LE, Jonsson BH, Sjogren P. Modafinil for attentional and psychomotor dysfunction in advanced cancer: a double-blind, randomised, cross-over trial. *Palliat Med* 2009;23:731-738. Available at: <http://www.ncbi.nlm.nih.gov/pubmed/19648224>.

146. Mar Fan HG, Clemons M, Xu W, et al. A randomised, placebo-controlled, double-blind trial of the effects of d-methylphenidate on fatigue and cognitive dysfunction in women undergoing adjuvant chemotherapy for breast cancer. *Support Care Cancer* 2008;16:577-583. Available at: <http://www.ncbi.nlm.nih.gov/pubmed/17972110>.

147. Shaw EG, Rosdhal R, D'Agostino RB, Jr., et al. Phase II study of donepezil in irradiated brain tumor patients: effect on cognitive function, mood, and quality of life. *J Clin Oncol* 2006;24:1415-1420. Available at: <http://www.ncbi.nlm.nih.gov/pubmed/16549835>.

148. Vardy J, Wefel JS, Ahles T, et al. Cancer and cancer-therapy related cognitive dysfunction: an international perspective from the Venice cognitive workshop. *Ann Oncol* 2008;19:623-629. Available at: <http://www.ncbi.nlm.nih.gov/pubmed/17974553>.

149. Lee SJ, Schover LR, Partridge AH, et al. American Society of Clinical Oncology recommendations on fertility preservation in cancer patients. *J Clin Oncol* 2006;24:2917-2931. Available at: <http://www.ncbi.nlm.nih.gov/pubmed/16651642>.

150. Back AL, Arnold RM, Baile WF, et al. Approaching difficult communication tasks in oncology. *CA Cancer J Clin* 2005;55:164-177. Available at: <http://www.ncbi.nlm.nih.gov/pubmed/15890639>.



151. Ryan H, Schofield P, Cockburn J, et al. How to recognize and manage psychological distress in cancer patients. *Eur J Cancer Care (Engl)* 2005;14:7-15. Available at: <http://www.ncbi.nlm.nih.gov/pubmed/15698382>.

152. Fujimori M, Shirai Y, Asai M, et al. Effect of communication skills training program for oncologists based on patient preferences for communication when receiving bad news: a randomized controlled trial. *J Clin Oncol* 2014;32:2166-2172. Available at: <http://www.ncbi.nlm.nih.gov/pubmed/24912901>.

153. Kissane DW, Bylund CL, Banerjee SC, et al. Communication skills training for oncology professionals. *J Clin Oncol* 2012;30:1242-1247. Available at: <http://www.ncbi.nlm.nih.gov/pubmed/22412145>.

154. Harvey E, Rogak L, Ford R, Holland J. Rapid access to mental health professionals with experience in treating cancer-related distress: the American Psychosocial Oncology Referral Helpline. *J Natl Compr Canc Netw* 2013;11:1358-1361. Available at: <http://www.ncbi.nlm.nih.gov/pubmed/24225969>.

155. Kornblith AB, Dowell JM, Herndon JE, 2nd, et al. Telephone monitoring of distress in patients aged 65 years or older with advanced stage cancer: a cancer and leukemia group B study. *Cancer* 2006;107:2706-2714. Available at: <http://www.ncbi.nlm.nih.gov/pubmed/17078057>.

156. Faller H, Schuler M, Richard M, et al. Effects of psycho-oncologic interventions on emotional distress and quality of life in adult patients with cancer: systematic review and meta-analysis. *J Clin Oncol* 2013;31:782-793. Available at: <http://www.ncbi.nlm.nih.gov/pubmed/23319686>.

157. Galway K, Black A, Cantwell M, et al. Psychosocial interventions to improve quality of life and emotional wellbeing for recently diagnosed cancer patients. *Cochrane Database Syst Rev* 2012;11:Cd007064. Available at: <http://www.ncbi.nlm.nih.gov/pubmed/23152241>.

158. Heron-Speirs HA, Harvey ST, Baken DM. Moderators of psycho-oncology therapy effectiveness: meta-analysis of therapy characteristics. *J Psychosoc Oncol* 2013;31:617-641. Available at: <http://www.ncbi.nlm.nih.gov/pubmed/24175899>.

159. Chien CH, Liu KL, Chien HT, Liu HE. The effects of psychosocial strategies on anxiety and depression of patients diagnosed with prostate cancer: a systematic review. *Int J Nurs Stud* 2014;51:28-38. Available at: <https://www.ncbi.nlm.nih.gov/pubmed/23398917>.

160. Parahoo K, McDonough S, McCaughan E, et al. Psychosocial interventions for men with prostate cancer. *Cochrane Database Syst Rev* 2013;12:Cd008529. Available at: <https://www.ncbi.nlm.nih.gov/pubmed/24368598>.

161. Brebach R, Sharpe L, Costa DS, et al. Psychological intervention targeting distress for cancer patients: a meta-analytic study investigating uptake and adherence. *Psychooncology* 2016. Available at: <https://www.ncbi.nlm.nih.gov/pubmed/26893285>.

162. Gielissen MF, Verhagen CA, Bleijenberg G. Cognitive behaviour therapy for fatigued cancer survivors: long-term follow-up. *Br J Cancer* 2007;97:612-618. Available at: <http://www.ncbi.nlm.nih.gov/pubmed/17653075>.

163. Greer JA, Traeger L, Bemis H, et al. A pilot randomized controlled trial of brief cognitive-behavioral therapy for anxiety in patients with terminal cancer. *Oncologist* 2012;17:1337-1345. Available at: <http://www.ncbi.nlm.nih.gov/pubmed/22688670>.

164. Moorey S, Greer S, Bliss J, Law M. A comparison of adjuvant psychological therapy and supportive counselling in patients with cancer. *Psychooncology* 1998;7:218-228. Available at: <http://www.ncbi.nlm.nih.gov/pubmed/9638783>.

165. Stagl JM, Antoni MH, Lechner SC, et al. Randomized controlled trial of cognitive behavioral stress management in breast cancer: a brief report of effects on 5-year depressive symptoms. *Health Psychol*

2015;34:176-180. Available at:

<https://www.ncbi.nlm.nih.gov/pubmed/25068452>.

166. Stagl JM, Bouchard LC, Lechner SC, et al. Long-term psychological benefits of cognitive-behavioral stress management for women with breast cancer: 11-year follow-up of a randomized controlled trial. *Cancer* 2015;121:1873-1881. Available at:

<https://www.ncbi.nlm.nih.gov/pubmed/25809235>.

167. Jassim GA, Whitford DL, Hickey A, Carter B. Psychological interventions for women with non-metastatic breast cancer. *Cochrane Database Syst Rev* 2015;5:Cd008729. Available at:

<https://www.ncbi.nlm.nih.gov/pubmed/26017383>.

168. Ferguson RJ, Ahles TA, Saykin AJ, et al. Cognitive-behavioral management of chemotherapy-related cognitive change.

Psychooncology 2007;16:772-777. Available at:

<http://www.ncbi.nlm.nih.gov/pubmed/17152119>.

169. Goodwin PJ, Leszcz M, Ennis M, et al. The effect of group psychosocial support on survival in metastatic breast cancer. *N Engl J Med* 2001;345:1719-1726. Available at:

<http://www.ncbi.nlm.nih.gov/pubmed/11742045>.

170. Kissane DW, Grabsch B, Clarke DM, et al. Supportive-expressive group therapy for women with metastatic breast cancer: survival and psychosocial outcome from a randomized controlled trial.

Psychooncology 2007;16:277-286. Available at:

<http://www.ncbi.nlm.nih.gov/pubmed/17385190>.

171. Rini C, Austin J, Wu LM, et al. Harnessing benefits of helping others: a randomized controlled trial testing expressive helping to address survivorship problems after hematopoietic stem cell transplant. *Health Psychol* 2014;33:1541-1551. Available at:

<https://www.ncbi.nlm.nih.gov/pubmed/24274798>.

172. Kissane DW, Bloch S, Smith GC, et al. Cognitive-existential group psychotherapy for women with primary breast cancer: a randomised

controlled trial. *Psychooncology* 2003;12:532-546. Available at:

<http://www.ncbi.nlm.nih.gov/pubmed/12923794>.

173. Breitbart W, Rosenfeld B, Gibson C, et al. Meaning-centered group psychotherapy for patients with advanced cancer: a pilot randomized controlled trial. *Psycho-Oncology* 2010;19:21-28. Available at:

<http://www.ncbi.nlm.nih.gov/pubmed/19274623>.

174. Breitbart W, Poppito S, Rosenfeld B, et al. Pilot randomized controlled trial of individual meaning-centered psychotherapy for patients with advanced cancer. *J Clin Oncol* 2012;30:1304-1309. Available at:

<http://www.ncbi.nlm.nih.gov/pubmed/22370330>.

175. Breitbart W, Rosenfeld B, Pessin H, et al. Meaning-centered group psychotherapy: an effective intervention for improving psychological well-being in patients with advanced cancer. *J Clin Oncol* 2015;33:749-754. Available at:

<https://www.ncbi.nlm.nih.gov/pubmed/25646186>.

176. Chochinov HM, Kristjanson LJ, Breitbart W, et al. Effect of dignity therapy on distress and end-of-life experience in terminally ill patients: a randomised controlled trial. *Lancet Oncol* 2011;12:753-762. Available at:

<http://www.ncbi.nlm.nih.gov/pubmed/21741309>.

177. Milbury K, Spelman A, Wood C, et al. Randomized controlled trial of expressive writing for patients with renal cell carcinoma. *J Clin Oncol* 2014;32:663-670. Available at:

<https://www.ncbi.nlm.nih.gov/pubmed/24470003>.

178. Lo C, Hales S, Jung J, et al. Managing Cancer And Living Meaningfully (CALM): phase 2 trial of a brief individual psychotherapy for patients with advanced cancer. *Palliat Med* 2014;28:234-242. Available at:

<https://www.ncbi.nlm.nih.gov/pubmed/24170718>.

179. Hong Y, Pena-Purcell NC, Ory MG. Outcomes of online support and resources for cancer survivors: a systematic literature review. *Patient Educ Couns* 2012;86:288-296. Available at:

<https://www.ncbi.nlm.nih.gov/pubmed/21798685>.

180. Lepore SJ, Buzaglo JS, Lieberman MA, et al. Comparing standard versus prosocial internet support groups for patients with breast cancer: a randomized controlled trial of the helper therapy principle. *J Clin Oncol* 2014;32:4081-4086. Available at: <https://www.ncbi.nlm.nih.gov/pubmed/25403218>.

181. Chambers SK, Girgis A, Occhipinti S, et al. A randomized trial comparing two low-intensity psychological interventions for distressed patients with cancer and their caregivers. *Oncol Nurs Forum* 2014;41:E256-266. Available at: <http://www.ncbi.nlm.nih.gov/pubmed/24969260>.

182. van den Berg SW, Gielissen MF, Ottevanger PB, Prins JB. Rationale of the BREast cancer e-healTH [BREATH] multicentre randomised controlled trial: an internet-based self-management intervention to foster adjustment after curative breast cancer by decreasing distress and increasing empowerment. *BMC Cancer* 2012;12:394. Available at: <http://www.ncbi.nlm.nih.gov/pubmed/22958799>.

183. Fawzy FI, Fawzy NW. A structured psychoeducational intervention for cancer patients. *Gen Hosp Psychiatry* 1994;16:149-192. Available at: <https://www.ncbi.nlm.nih.gov/pubmed/8063085>.

184. Boesen EH, Ross L, Frederiksen K, et al. Psychoeducational intervention for patients with cutaneous malignant melanoma: a replication study. *J Clin Oncol* 2005;23:1270-1277. Available at: <https://www.ncbi.nlm.nih.gov/pubmed/15718325>.

185. Helgeson VS, Cohen S, Schulz R, Yasko J. Education and peer discussion group interventions and adjustment to breast cancer. *Arch Gen Psychiatry* 1999;56:340-347. Available at: <http://www.ncbi.nlm.nih.gov/pubmed/10197829>.

186. van der Meulen IC, May AM, de Leeuw JR, et al. Long-term effect of a nurse-led psychosocial intervention on health-related quality of life in patients with head and neck cancer: a randomised controlled trial. *Br*

J Cancer 2014;110:593-601. Available at: <http://www.ncbi.nlm.nih.gov/pubmed/24280999>.

187. Borosund E, Cvancarova M, Moore SM, et al. Comparing effects in regular practice of e-communication and Web-based self-management support among breast cancer patients: preliminary results from a randomized controlled trial. *J Med Internet Res* 2014;16:e295. Available at: <https://www.ncbi.nlm.nih.gov/pubmed/25525672>.

188. Ferrer RA, Huedo-Medina TB, Johnson BT, et al. Exercise interventions for cancer survivors: a meta-analysis of quality of life outcomes. *Ann Behav Med* 2011;41:32-47. Available at: <http://www.ncbi.nlm.nih.gov/pubmed/20931309>.

189. Rock CL, Doyle C, Demark-Wahnefried W, et al. Nutrition and physical activity guidelines for cancer survivors. *CA Cancer J Clin* 2012;62:242-274. Available at: <http://www.ncbi.nlm.nih.gov/pubmed/22539238>.

190. Schmitz KH, Courneya KS, Matthews C, et al. American College of Sports Medicine roundtable on exercise guidelines for cancer survivors. *Med Sci Sports Exerc* 2010;42:1409-1426. Available at: <http://www.ncbi.nlm.nih.gov/pubmed/20559064>.

191. Chen HM, Tsai CM, Wu YC, et al. Randomised controlled trial on the effectiveness of home-based walking exercise on anxiety, depression and cancer-related symptoms in patients with lung cancer. *Br J Cancer* 2015;112:438-445. Available at: <http://www.ncbi.nlm.nih.gov/pubmed/25490525>.

192. Livingston PM, Craike MJ, Salmon J, et al. Effects of a clinician referral and exercise program for men who have completed active treatment for prostate cancer: A multicenter cluster randomized controlled trial (ENGAGE). *Cancer* 2015;121:2646-2654. Available at: <http://www.ncbi.nlm.nih.gov/pubmed/25877784>.

193. Bergenthal N, Will A, Streckmann F, et al. Aerobic physical exercise for adult patients with haematological malignancies. *Cochrane*



Database Syst Rev 2014;11:Cd009075. Available at:

<https://www.ncbi.nlm.nih.gov/pubmed/25386666>.

194. Manne SL, Ostroff JS, Norton TR, et al. Cancer-related relationship communication in couples coping with early stage breast cancer. *Psychooncology* 2006;15:234-247. Available at:

<http://www.ncbi.nlm.nih.gov/pubmed/15926198>.

195. Couper J, Collins A, Bloch S, et al. Cognitive existential couple therapy (CECT) in men and partners facing localised prostate cancer: a randomised controlled trial. *BJU Int* 2015;115 Suppl 5:35-45. Available at: <https://www.ncbi.nlm.nih.gov/pubmed/25828172>.

196. McLean LM, Walton T, Rodin G, et al. A couple-based intervention for patients and caregivers facing end-stage cancer: outcomes of a randomized controlled trial. *Psychooncology* 2013;22:28-38. Available at: <http://www.ncbi.nlm.nih.gov/pubmed/21919119>.

197. Badr H, Smith CB, Goldstein NE, et al. Dyadic psychosocial intervention for advanced lung cancer patients and their family caregivers: results of a randomized pilot trial. *Cancer* 2015;121:150-158. Available at: <https://www.ncbi.nlm.nih.gov/pubmed/25209975>.

198. Kissane DW, McKenzie M, Bloch S, et al. Family focused grief therapy: a randomized, controlled trial in palliative care and bereavement. *Am J Psychiatry* 2006;163:1208-1218. Available at: <http://www.ncbi.nlm.nih.gov/pubmed/16816226>.

199. Regan TW, Lambert SD, Girgis A, et al. Do couple-based interventions make a difference for couples affected by cancer?: a systematic review. *BMC Cancer* 2012;12:279. Available at: <http://www.ncbi.nlm.nih.gov/pubmed/22769228>.

200. Brandao T, Schulz MS, Matos PM. Psychological intervention with couples coping with breast cancer: a systematic review. *Psychol Health* 2014;29:491-516. Available at: <http://www.ncbi.nlm.nih.gov/pubmed/24279379>.

201. Jacobsen PB, Donovan KA, Swaine ZN, Watson IS. Management of Anxiety and Depression in Adult Cancer Patients: Toward an Evidence-Based Approach. In: Chang AE, Hayes DF, Pass HI, et al., eds. *Oncology*: Springer New York; 2006:1561-1588.

202. Ng CG, Boks MP, Zainal NZ, de Wit NJ. The prevalence and pharmacotherapy of depression in cancer patients. *J Affect Disord* 2011;131:1-7. Available at: <http://www.ncbi.nlm.nih.gov/pubmed/20732716>.

203. Pirl WF. Evidence report on the occurrence, assessment, and treatment of depression in cancer patients. *J Natl Cancer Inst Monogr* 2004:32-39. Available at: <http://www.ncbi.nlm.nih.gov/pubmed/15263039>.

204. Rayner L, Price A, Evans A, et al. Antidepressants for depression in physically ill people. *Cochrane Database Syst Rev* 2010;3:CD007503. Available at: <http://www.ncbi.nlm.nih.gov/pubmed/20238354>.

205. Rayner L, Price A, Evans A, et al. Antidepressants for the treatment of depression in palliative care: systematic review and meta-analysis. *Palliat Med* 2010;25:36-51. Available at: <http://www.ncbi.nlm.nih.gov/pubmed/20935027>.

206. Rodin G, Katz M, Lloyd N, et al. Treatment of depression in cancer patients. *Curr Oncol* 2007;14:180-188. Available at: <http://www.ncbi.nlm.nih.gov/pubmed/17938701>.

207. Williams S, Dale J. The effectiveness of treatment for depression/depressive symptoms in adults with cancer: a systematic review. *Br J Cancer* 2006;94:372-390. Available at: <http://www.ncbi.nlm.nih.gov/pubmed/16465173>.

208. Holland JC, Morrow GR, Schmale A, et al. A randomized clinical trial of alprazolam versus progressive muscle relaxation in cancer patients with anxiety and depressive symptoms. *J Clin Oncol*

1991;9:1004-1011. Available at:

<http://www.ncbi.nlm.nih.gov/pubmed/2033413>.

209. Wald TG, Kathol RG, Noyes R, Jr., et al. Rapid relief of anxiety in cancer patients with both alprazolam and placebo. *Psychosomatics* 1993;34:324-332. Available at:

<http://www.ncbi.nlm.nih.gov/pubmed/8351307>.

210. Fisch MJ, Loehrer PJ, Kristeller J, et al. Fluoxetine versus placebo in advanced cancer outpatients: a double-blinded trial of the Hoosier Oncology Group. *J Clin Oncol* 2003;21:1937-1943. Available at:

<http://www.ncbi.nlm.nih.gov/pubmed/12743146>.

211. Holland JC, Romano SJ, Heiligenstein JH, et al. A controlled trial of fluoxetine and desipramine in depressed women with advanced cancer. *Psychooncology* 1998;7:291-300. Available at:

<http://www.ncbi.nlm.nih.gov/pubmed/9741068>.

212. Breitbart W, Alici Y. Psychostimulants for cancer-related fatigue. *J Natl Compr Canc Netw* 2010;8:933-942. Available at:

<http://www.ncbi.nlm.nih.gov/pubmed/20870637>.

213. Minton O, Richardson A, Sharpe M, et al. Drug therapy for the management of cancer-related fatigue. *Cochrane Database Syst Rev* 2010:CD006704. Available at:

<http://www.ncbi.nlm.nih.gov/pubmed/20614448>.

214. Minton O, Richardson A, Sharpe M, et al. Psychostimulants for the management of cancer-related fatigue: a systematic review and meta-analysis. *J Pain Symptom Manage* 2011;41:761-767. Available at:

<http://www.ncbi.nlm.nih.gov/pubmed/21251796>.

215. Greenlee H, Balneaves LG, Carlson LE, et al. Clinical practice guidelines on the use of integrative therapies as supportive care in patients treated for breast cancer. *J Natl Cancer Inst Monogr* 2014;2014:346-358. Available at:

<https://www.ncbi.nlm.nih.gov/pubmed/25749602>.

216. Association AP. *Diagnostic and Statistical Manual of Mental Disorders* (ed 5th). Arlington, VA: American Psychiatric Association; 2013.

217. Howard LM, Barley EA, Davies E, et al. Cancer diagnosis in people with severe mental illness: practical and ethical issues. *Lancet Oncol* 2010;11:797-804. Available at:

<http://www.ncbi.nlm.nih.gov/pubmed/20599423>.

218. Holland JC, Golant M, Greenberg DB, et al., eds. *Psycho-Oncology: A quick reference on the psychosocial dimensions of cancer symptom management*. In: APOS, ed. *APOS Clinical Reference Handbooks* (ed 2): Oxford University Press; 2015.

219. Holland JC, Breitbart WS, Butow PN, et al., eds. *Psycho-Oncology* (ed 3): Oxford University Press; 2015.

220. Holland JC, Weiss Wiesel T, Nelson CJ, et al., eds. *Geriatric Psycho-Oncology: A quick reference on the psychosocial dimensions of cancer symptom management*. In: APOS, ed. *APOS Clinical Reference Handbooks* (ed 1): Oxford University Press; 2015.

221. Wiener LS, Pao M, Kazak AE, et al., eds. *Pediatric Psycho-Oncology: A quick reference on the psychosocial dimensions of cancer symptom management* (ed 2): Oxford University Press; 2015.

222. Legler A, Bradley EH, Carlson MD. The effect of comorbidity burden on health care utilization for patients with cancer using hospice. *J Palliat Med* 2011;14:751-756. Available at:

<http://www.ncbi.nlm.nih.gov/pubmed/21548813>.

223. Raji MA, Kuo YF, Freeman JL, Goodwin JS. Effect of a dementia diagnosis on survival of older patients after a diagnosis of breast, colon, or prostate cancer: implications for cancer care. *Arch Intern Med* 2008;168:2033-2040. Available at:

<http://www.ncbi.nlm.nih.gov/pubmed/18852406>.

224. de la Cruz M, Fan J, Yennu S, et al. The frequency of missed delirium in patients referred to palliative care in a comprehensive cancer center. *Support Care Cancer* 2015;23:2427-2433. Available at: <http://www.ncbi.nlm.nih.gov/pubmed/25617070>.
225. Rainsford S, Rosenberg JP, Bullen T. Delirium in advanced cancer: screening for the incidence on admission to an inpatient hospice unit. *J Palliat Med* 2014;17:1045-1048. Available at: <http://www.ncbi.nlm.nih.gov/pubmed/24921433>.
226. Lawlor PG, Gagnon B, Mancini IL, et al. Occurrence, causes, and outcome of delirium in patients with advanced cancer: a prospective study. *Arch Intern Med* 2000;160:786-794. Available at: <http://www.ncbi.nlm.nih.gov/pubmed/10737278>.
227. Marcantonio ER, Juarez G, Goldman L, et al. The relationship of postoperative delirium with psychoactive medications. *Jama* 1994;272:1518-1522. Available at: <https://www.ncbi.nlm.nih.gov/pubmed/7966844>.
228. Pandharipande P, Shintani A, Peterson J, et al. Lorazepam is an independent risk factor for transitioning to delirium in intensive care unit patients. *Anesthesiology* 2006;104:21-26. Available at: <http://www.ncbi.nlm.nih.gov/pubmed/16394685>.
229. Pisani MA, Murphy TE, Araujo KL, et al. Benzodiazepine and opioid use and the duration of intensive care unit delirium in an older population. *Crit Care Med* 2009;37:177-183. Available at: <https://www.ncbi.nlm.nih.gov/pubmed/19050611>.
230. Dy SM, Apostol CC. Evidence-based approaches to other symptoms in advanced cancer. *Cancer J* 2010;16:507-513. Available at: <http://www.ncbi.nlm.nih.gov/pubmed/20890148>.
231. Young J, Murthy L, Westby M, et al. Diagnosis, prevention, and management of delirium: summary of NICE guidance. *BMJ* 2010;341:c3704. Available at: <http://www.ncbi.nlm.nih.gov/pubmed/20667955>.
232. Breitbart W, Alici Y. Evidence-based treatment of delirium in patients with cancer. *J Clin Oncol* 2012;30:1206-1214. Available at: <http://www.ncbi.nlm.nih.gov/pubmed/22412123>.
233. Boyes AW, Girgis A, D'Este CA, et al. Prevalence and predictors of the short-term trajectory of anxiety and depression in the first year after a cancer diagnosis: a population-based longitudinal study. *J Clin Oncol* 2013;31:2724-2729. Available at: <http://www.ncbi.nlm.nih.gov/pubmed/23775970>.
234. Krebber AM, Buffart LM, Kleijn G, et al. Prevalence of depression in cancer patients: a meta-analysis of diagnostic interviews and self-report instruments. *Psychooncology* 2014;23:121-130. Available at: <http://www.ncbi.nlm.nih.gov/pubmed/24105788>.
235. Walker J, Holm Hansen C, Martin P, et al. Prevalence of depression in adults with cancer: a systematic review. *Ann Oncol* 2013;24:895-900. Available at: <http://www.ncbi.nlm.nih.gov/pubmed/23175625>.
236. Mehnert A, Brahler E, Faller H, et al. Four-week prevalence of mental disorders in patients with cancer across major tumor entities. *J Clin Oncol* 2014;32:3540-3546. Available at: <https://www.ncbi.nlm.nih.gov/pubmed/25287821>.
237. Avis NE, Levine BJ, Case LD, et al. Trajectories of depressive symptoms following breast cancer diagnosis. *Cancer Epidemiol Biomarkers Prev* 2015;24:1789-1795. Available at: <http://www.ncbi.nlm.nih.gov/pubmed/26377192>.
238. Kim SA, Roh JL, Lee SA, et al. Pretreatment depression as a prognostic indicator of survival and nutritional status in patients with head and neck cancer. *Cancer* 2015. Available at: <https://www.ncbi.nlm.nih.gov/pubmed/26371775>.
239. Kanani R, Davies EA, Hanchett N, Jack RH. The association of mood disorders with breast cancer survival: an investigation of linked cancer registration and hospital admission data for South East England.



Psychooncology 2016;25:19-27. Available at:
<http://www.ncbi.nlm.nih.gov/pubmed/26619290>.

240. Leung YW, Li M, Devins G, et al. Routine screening for suicidal intention in patients with cancer. Psychooncology 2013;22:2537-2545. Available at: <http://www.ncbi.nlm.nih.gov/pubmed/23878040>.

241. Miller M, Mogun H, Azrael D, et al. Cancer and the risk of suicide in older Americans. J Clin Oncol 2008;26:4720-4724. Available at: <http://www.ncbi.nlm.nih.gov/pubmed/18695256>.

242. Misono S, Weiss NS, Fann JR, et al. Incidence of suicide in persons with cancer. J Clin Oncol 2008;26:4731-4738. Available at: <http://www.ncbi.nlm.nih.gov/pubmed/18695257>.

243. Walker J, Waters RA, Murray G, et al. Better off dead: suicidal thoughts in cancer patients. J Clin Oncol 2008;26:4725-4730. Available at: <http://www.ncbi.nlm.nih.gov/pubmed/18695258>.

244. Kendal W. Suicide and cancer: a gender-comparative study. Annals of Oncology 2007;18:381-387. Available at: <http://www.ncbi.nlm.nih.gov/pubmed/17053045>.

245. Oakley C, Hynes F, Clark T. Mood disorders and violence: a new focus. Advances in Psychiatric Treatment 2009;15:263-270. Available at:

246. Carvalho AF, Hyphantis T, Sales PM, et al. Major depressive disorder in breast cancer: a critical systematic review of pharmacological and psychotherapeutic clinical trials. Cancer Treat Rev 2014;40:349-355. Available at: <http://www.ncbi.nlm.nih.gov/pubmed/24084477>.

247. Dy SM, Lorenz KA, Naeim A, et al. Evidence-based recommendations for cancer fatigue, anorexia, depression, and dyspnea. J Clin Oncol 2008;26:3886-3895. Available at: <http://www.ncbi.nlm.nih.gov/pubmed/18688057>.

248. Hart SL, Hoyt MA, Diefenbach M, et al. Meta-analysis of efficacy of interventions for elevated depressive symptoms in adults diagnosed with cancer. J Natl Cancer Inst 2012;104:990-1004. Available at: <http://www.ncbi.nlm.nih.gov/pubmed/22767203>.

249. Laoutidis ZG, Mathiak K. Antidepressants in the treatment of depression/depressive symptoms in cancer patients: a systematic review and meta-analysis. BMC Psychiatry 2013;13:140. Available at: <http://www.ncbi.nlm.nih.gov/pubmed/23679841>.

250. Piet J, Wurtzen H, Zachariae R. The effect of mindfulness-based therapy on symptoms of anxiety and depression in adult cancer patients and survivors: a systematic review and meta-analysis. J Consult Clin Psychol 2012;80:1007-1020. Available at: <http://www.ncbi.nlm.nih.gov/pubmed/22563637>.

251. Walker J, Sawhney A, Hansen CH, et al. Treatment of depression in adults with cancer: a systematic review of randomized controlled trials. Psychol Med 2013;1-11. Available at: <http://www.ncbi.nlm.nih.gov/pubmed/23778105>.

252. Ostuzzi G, Benda L, Costa E, Barbui C. Efficacy and acceptability of antidepressants on the continuum of depressive experiences in patients with cancer: Systematic review and meta-analysis. Cancer Treat Rev 2015;41:714-724. Available at: <https://www.ncbi.nlm.nih.gov/pubmed/26118318>.

253. Li M, Fitzgerald P, Rodin G. Evidence-based treatment of depression in patients with cancer. J Clin Oncol 2012;30:1187-1196. Available at: <http://www.ncbi.nlm.nih.gov/pubmed/22412144>.

254. Andersen BL, DeRubeis RJ, Berman BS, et al. Screening, assessment, and care of anxiety and depressive symptoms in adults with cancer: an american society of clinical oncology guideline adaptation. J Clin Oncol 2014;32:1605-1619. Available at: <http://www.ncbi.nlm.nih.gov/pubmed/24733793>.

255. Vin-Raviv N, Hillyer GC, Hershman DL, et al. Racial disparities in posttraumatic stress after diagnosis of localized breast cancer: the BQUAL study. *J Natl Cancer Inst* 2013;105:563-572. Available at: <http://www.ncbi.nlm.nih.gov/pubmed/23434900>.
256. Ford JS, Chou JF, Sklar CA, et al. Psychosocial Outcomes in Adult Survivors of Retinoblastoma. *J Clin Oncol* 2015;33:3608-3614. Available at: <http://www.ncbi.nlm.nih.gov/pubmed/26417002>.
257. Goebel S, Strenge H, Mehdorn HM. Acute stress in patients with brain cancer during primary care. *Support Care Cancer* 2012;20:1425-1434. Available at: <http://www.ncbi.nlm.nih.gov/pubmed/21717272>.
258. Kangas M, Henry JL, Bryant RA. Correlates of acute stress disorder in cancer patients. *J Trauma Stress* 2007;20:325-334. Available at: <http://www.ncbi.nlm.nih.gov/pubmed/17598136>.
259. Stark D, Kiely M, Smith A, et al. Anxiety disorders in cancer patients: their nature, associations, and relation to quality of life. *J Clin Oncol* 2002;20:3137-3148. Available at: <http://www.ncbi.nlm.nih.gov/pubmed/12118028>.
260. Traeger L, Greer JA, Fernandez-Robles C, et al. Evidence-based treatment of anxiety in patients with cancer. *J Clin Oncol* 2012;30:1197-1205. Available at: <http://www.ncbi.nlm.nih.gov/pubmed/22412135>.
261. Magill M, Ray LA. Cognitive-behavioral treatment with adult alcohol and illicit drug users: a meta-analysis of randomized controlled trials. *J Stud Alcohol Drugs* 2009;70:516-527. Available at: <http://www.ncbi.nlm.nih.gov/pubmed/19515291>.
262. Meyer F, Block S. Personality disorders in the oncology setting. *J Support Oncol* 2011;9:44-51. Available at: <http://www.ncbi.nlm.nih.gov/pubmed/21542408>.
263. Kenna HA, Poon AW, de los Angeles CP, Koran LM. Psychiatric complications of treatment with corticosteroids: review with case report. *Psychiatry Clin Neurosci* 2011;65:549-560. Available at: <http://www.ncbi.nlm.nih.gov/pubmed/22003987>.
264. Sirois F. Steroid psychosis: a review. *Gen Hosp Psychiatry* 2003;25:27-33. Available at: <http://www.ncbi.nlm.nih.gov/pubmed/12583925>.
265. Fink M. Convulsive therapy in delusional disorders. *Psychiatr Clin North Am* 1995;18:393-406. Available at: <http://www.ncbi.nlm.nih.gov/pubmed/7659606>.
266. Gazdag G, Ungvari GS. Non-pharmacological biological therapies in schizophrenia. *Neuropsychopharmacol Hung* 2011;13:233-238. Available at: <http://www.ncbi.nlm.nih.gov/pubmed/22184192>.
267. Greenhalgh J, Knight C, Hind D, et al. Clinical and cost-effectiveness of electroconvulsive therapy for depressive illness, schizophrenia, catatonia and mania: systematic reviews and economic modelling studies. *Health Technol Assess* 2005;9:1-156, iii-iv. Available at: <http://www.ncbi.nlm.nih.gov/pubmed/15774232>.
268. Tharyan P, Adams CE. Electroconvulsive therapy for schizophrenia. *Cochrane Database Syst Rev* 2005:CD000076. Available at: <http://www.ncbi.nlm.nih.gov/pubmed/15846598>.
269. Zervas IM, Theleritis C, Soldatos CR. Using ECT in schizophrenia: a review from a clinical perspective. *World J Biol Psychiatry* 2012;13:96-105. Available at: <http://www.ncbi.nlm.nih.gov/pubmed/21486108>.
270. Beale MD, Kellner CH, Parsons PJ. ECT for the treatment of mood disorders in cancer patients. *Convuls Ther* 1997;13:222-226. Available at: <http://www.ncbi.nlm.nih.gov/pubmed/9437566>.
271. Kaestner F, Mostert C, Behnken A, et al. Therapeutic strategies for catatonia in paraneoplastic encephalitis. *World J Biol Psychiatry* 2008;9:236-240. Available at: <http://www.ncbi.nlm.nih.gov/pubmed/17853266>.

272. Kohler CG, Burock M. ECT for psychotic depression associated with a brain tumor. *Am J Psychiatry* 2001;158:2089. Available at: <http://www.ncbi.nlm.nih.gov/pubmed/11729041>.

273. McKinney PA, Beale MD, Kellner CH. Electroconvulsive therapy in a patient with a cerebellar meningioma. *J ECT* 1998;14:49-52. Available at: <http://www.ncbi.nlm.nih.gov/pubmed/9661094>.

274. Sutor B, Wells LA, Rummans TA. Steroid-induced depressive psychosis responsive to electroconvulsive therapy. *Convuls Ther* 1996;12:104-107. Available at: <http://www.ncbi.nlm.nih.gov/pubmed/8744170>.

275. Salsman JM, Pustejovsky JE, Jim HS, et al. A meta-analytic approach to examining the correlation between religion/spirituality and mental health in cancer. *Cancer* 2015;121:3769-3778. Available at: <https://www.ncbi.nlm.nih.gov/pubmed/26258536>.

276. Li S, Stampfer MJ, Williams DR, VanderWeele TJ. Association of Religious Service Attendance With Mortality Among Women. *JAMA Intern Med* 2016;176:777-785. Available at: <http://www.ncbi.nlm.nih.gov/pubmed/27183175>.

277. Vallurupalli M, Lauderdale K, Balboni MJ, et al. The role of spirituality and religious coping in the quality of life of patients with advanced cancer receiving palliative radiation therapy. *J Support Oncol* 2012;10:81-87. Available at: <http://www.ncbi.nlm.nih.gov/pubmed/22088828>.

278. Balboni TA, Vanderwerker LC, Block SD, et al. Religiousness and spiritual support among advanced cancer patients and associations with end-of-life treatment preferences and quality of life. *J Clin Oncol* 2007;25:555-560. Available at: <http://www.ncbi.nlm.nih.gov/pubmed/17290065>.

279. Astrow AB, Wexler A, Texeira K, et al. Is failure to meet spiritual needs associated with cancer patients' perceptions of quality of care

and their satisfaction with care? *J Clin Oncol* 2007;25:5753-5757. Available at: <http://www.ncbi.nlm.nih.gov/pubmed/18089871>.

280. Phelps AC, Lauderdale KE, Alcorn S, et al. Addressing spirituality within the care of patients at the end of life: perspectives of patients with advanced cancer, oncologists, and oncology nurses. *J Clin Oncol* 2012;30:2538-2544. Available at: <http://www.ncbi.nlm.nih.gov/pubmed/22614979>.

281. Balboni MJ, Sullivan A, Amobi A, et al. Why is spiritual care infrequent at the end of life? Spiritual care perceptions among patients, nurses, and physicians and the role of training. *J Clin Oncol* 2013;31:461-467. Available at: <http://www.ncbi.nlm.nih.gov/pubmed/23248245>.

282. Toussaint L, Barry M, Bornfriend L, Markman M. Restore: the journey toward self-forgiveness: a randomized trial of patient education on self-forgiveness in cancer patients and caregivers. *J Health Care Chaplain* 2014;20:54-74. Available at: <https://www.ncbi.nlm.nih.gov/pubmed/24787767>.

283. Piderman KM, Johnson ME, Frost MH, et al. Spiritual quality of life in advanced cancer patients receiving radiation therapy. *Psychooncology* 2014;23:216-221. Available at: <https://www.ncbi.nlm.nih.gov/pubmed/24019196>.

284. Puchalski C, Ferrell B, Virani R, et al. Improving the quality of spiritual care as a dimension of palliative care: the report of the Consensus Conference. *J Palliat Med* 2009;12:885-904. Available at: <http://www.ncbi.nlm.nih.gov/pubmed/19807235>.

285. Shanafelt T, Dyrbye L. Oncologist burnout: causes, consequences, and responses. *J Clin Oncol* 2012;30:1235-1241. Available at: <http://www.ncbi.nlm.nih.gov/pubmed/22412138>.

286. Shanafelt TD, Gradishar WJ, Kosty M, et al. Burnout and career satisfaction among US oncologists. *J Clin Oncol* 2014;32:678-686. Available at: <http://www.ncbi.nlm.nih.gov/pubmed/24470006>.



287. Rath KS, Huffman LB, Phillips GS, et al. Burnout and associated factors among members of the Society of Gynecologic Oncology. *Am J Obstet Gynecol* 2015;213:824.e821-829. Available at: <https://www.ncbi.nlm.nih.gov/pubmed/26226551>.

288. Sanchez-Reilly S, Morrison LJ, Carey E, et al. Caring for oneself to care for others: physicians and their self-care. *J Support Oncol* 2013;11:75-81. Available at: <http://www.ncbi.nlm.nih.gov/pubmed/23967495>.

289. Jacobsen PB, Wagner LI. A new quality standard: the integration of psychosocial care into routine cancer care. *J Clin Oncol* 2012;30:1154-1159. Available at: <http://www.ncbi.nlm.nih.gov/pubmed/22412134>.

290. Jacobsen PB, Holland JC, Steensma DP. Caring for the whole patient: the science of psychosocial care. *J Clin Oncol* 2012;30:1151-1153. Available at: <http://www.ncbi.nlm.nih.gov/pubmed/22412125>.

291. Stanton AL. What happens now? Psychosocial care for cancer survivors after medical treatment completion. *J Clin Oncol* 2012;30:1215-1220. Available at: <http://www.ncbi.nlm.nih.gov/pubmed/22412133>.

292. Zebrack B, Isaacson S. Psychosocial care of adolescent and young adult patients with cancer and survivors. *J Clin Oncol* 2012;30:1221-1226. Available at: <http://www.ncbi.nlm.nih.gov/pubmed/22412147>.

293. Northouse L, Williams AL, Given B, McCorkle R. Psychosocial care for family caregivers of patients with cancer. *J Clin Oncol* 2012;30:1227-1234. Available at: <http://www.ncbi.nlm.nih.gov/pubmed/22412124>.

294. Holland JC, Bultz BD. The NCCN guideline for distress management: a case for making distress the sixth vital sign. *J Natl Compr Canc Netw* 2007;5:3-7. Available at: <http://www.ncbi.nlm.nih.gov/pubmed/17323529>.